

BARNES NOTES AND NEWS

Volume 5, Issue 9

ONLINE ONLY

The **BARNES NOTES & NEWS** is your source of our area's community events and happenings and items of interest. We continue to welcome you to place your ads, submit events, articles, and stories. Please contact owner/editor: **Julie (Frierwood) Sarkauskas** at barnesnotesandnews@gmail.com or call 715-795-2775. Find our link on the **Town of Barnes Website**:

TownOfBarnesWI.gov / Community / Barnes Notes and News / 2024 / pick the month (you can see past issues as well)



CABLE AREA
Fall FEST
 SEPTEMBER 27-28, 2024

BARNES VFW
DRUMMOND SCHOLARSHIP FUNDRAISER

GARAGE SALE
 SATURDAY
 September 21st
 50690 Pease Rd
 9:00 to 4:00

Happening every Friday in October!
 on the 4th, 11th, 18th, & 25th

Serving Canadian Walleye
DEEP FRIED OR BAKED
Shrimp Dinner Available


Open at 4pm
 Serving 4:30-7:30pm
BARNES VFW POST 8329
 52325 LAKE ROAD

- In this Issue:
- Calendar of Events
 - Senior Meals
 - Barnes VFW and Auxiliary
 - Barnes Area Historical Association
 - Barnes Red Hats
 - Barnes Book Club
 - Gordon/Barnes—Garden Club
 - Reminiscing - Coming in September
 - Fun & Games
 - Cheryl's Pages
 - Recipes
 - Advertisements

Barnes Notes and News
 50690 Pease Rd
 Barnes, WI
 715-795-2775
barnesnotesandnews@gmail.com

ARE YOU REGISTERED TO VOTE?

REGISTER AT THE BARNES TOWN HALL
 M,T,TH,F
 8:00—NOON



Barnes Community Church
 Annual Ladies Salad Luncheon
 Saturday, Sep 14, 2024 at Noon
 Registration required, no cost
 Sign-up in the Fellowship Hall or
 Call Lynne Mueller
 715-795-2101

Guest Speaker
 Laura Hoffert



*"The Gift of Having a Seat at the Table
 In a Culture of Comparison"*

VFW POST 8329 RAFFLE
 SATURDAY
 SEPTEMBER 14, 2024

Starts @ Noon
 Raffle drawing @ 3pm
 VFW Hall on Lake Road in Barnes

\$4,000.00 IN PRIZES
1ST PRIZE \$1,500.00
2ND PRIZE \$1,000.00
10 DRAWINGS @ \$100.00
10 DRAWINGS @ \$50.00



Proceeds Go to the General VFW Improvement Fund
 Tickets are available from any VFW member
TICKETS ARE STILL ONLY \$20.00 EACH

ONLY 400 TICKETS SOLD

R0009331A-01447 DO NOT HAVE TO BE PRESENT TO WIN

For more information call 715-815-7333
 Door prize drawing every 1/2 hour
 Food & Beverages available Bar open at noon
MEAT RAFFLES NOON-3PM



BARNES AREA CALENDAR OF EVENTS: SEPTEMBER 2024

Mon. Sep 2	LABOR DAY HOLIDAY – Town Offices Closed
Fri. Sep 6	FRIENDS OF THE EAU CLAIRE LAKES AREA Board Meeting 9:00-11:30am. Location: Barnes Town Hall. Contact eauclairefriends@gmail.com
Sat. Sep 7	ANNUAL LADIES LUNCHEON 12 noon at Barnes Community Church: 715-795-2195
Sat. Sept 7	BAHA MUSEUM & GIFT SHOP CLOSING-Last Day Open 11am-4pm. The Barnes Area Historical Association, Inc. (BAHA) closes for the season, corner of Lake Rd. & Cty. N: 715-795-3065
Sat. Sep 14	VFW POST 8329 RAFFLE 12 noon at VFW Hall. Door prizes every ½ hour, Raffle Drawing at 3pm. Food & beverages available. VFW 715-815-7333
Mon. Sep 16	EAU CLAIRE LAKES CONSERVATION CLUB (ECLCC) Meeting 7pm at VFW Post. ECLCC: 715-379-1553
Tues. Sep 17	GORDON BARNES GARDEN CLUB Meeting 1:30pm at Barnes Town Hall. Call 715-795-3247
Tues. Sep 17	REGULAR TOWN BOARD MEETING 6:30pm at Barnes Town Hall. 715-795-2782
Thur. Sep 19	BARNES AREA HISTORICAL ASSOCIATION, INC. (BAHA) Meeting 6pm in person or via Zoom (TBD). 715-795-3065
Tues. Sep 24	VFW POST 8329 Meeting 6pm at VFW Hall. VFW 715-815-7333
Tues. Sep 24	VFW POST 8329 AUXILIARY Meeting 6pm at VFW Hall. Auxiliary 715-795-2402



A VERY BIG THANK YOU TO OUR ROAD CREWS

You were very busy this summer and
did a fantastic job!



<p>Town Clerk: Lisa Meyer clerk@townofbarneswi.gov</p> <p>Phone: 715-795-2782 Fax: 715-795-2784 3360 County Hwy N – Barnes, WI 54873</p> <p>Visit: TownOfBarnesWI.gov for town minutes</p> <p>PLEASE ABIDE BY THE TOWN RULES & REGULATIONS.</p> <p>Fireworks permits are available at the clerks office at a cost of \$5 per day with proof of liability insurance required. By town ordinance, fireworks are only permitted one week before and one week after the Fourth of July</p>	<p>TOWN OF BARNES BOARD MEMBERS</p> <p>Chairman: Tom Renz - email: tRenz@TownOfBarnesWI.gov Supervisor: Dave Scully - dScully@TownOfBarnesWI.gov Supervisor: Jim Frint - jFrint@TownOfBarnesWI.gov Supervisor: Seana Frint - sFrint@TownOfBarnesWI.gov Supervisor: Eric Neff - eNeff@TownOfBarnesWI.gov</p> <p>Cemetery Sexton: Dave Schiess Phone: 715-638-2573 or Evenings: 715-638-0424</p>
--	--

BARNES SENIOR MEALS - SEPTEMBER 2024 MENU

Meals are at the Barnes Town Hall—Opens 11:30 a.m. - Meals served at 12:00 noon

THURSDAYS ONLY

3360 County Hwy N., Barnes, WI 54873



-To reserve your meal please call 715-373-3396 or 715-795-2753. Be sure to include your name, phone number, - meal site location & date you are making the reservation, and how many people it's for.



**NEVER FORGET THEY GAVE
EVERYTHING FOR US**



Suggested Contribution:

\$3.00 - \$5.00 / per meal

Hosted by:

**Bayfield County
Human Services**
117 E. 5th Street
Washburn, WI 54891
Tel: 715-373-6344
Fax: 715-373-6128



5

Turkey Meatloaf

Mashed Potatoes
Chicken Gravy
Steamed Beets
Canned Peaches
Chocolate Bean Cake

12

Salisbury Steak

Onions & Peppers
Mashed Potatoes
Brown Gravy
Pineapple Chunks
WW Dinner Roll

19

BBQ Pork Loin

Mixed Vegetables
Baked Beans
Fresh Fruit
WW Dinner Roll
Butter

26

Spaghetti & Meatballs

Steamed Carrots
Fresh Fruit

ARE YOU REGISTERED TO VOTE?

**THE NOVEMBER PRESIDENTIAL ELECTION IS COMING UP QUICKLY.
IF YOU ARE NEW TO THE AREA OR HAVE NOT REGISTERED TO VOTE
YET, PLEASE DO SO BEFORE THE ELECTION AND SAVE SOME TIME
BEFORE YOU CAST YOUR BALLOT.**

**YOU CAN REGISTER AT THE BARNES TOWN HALL, MON, TUES,
THURS AND FRIDAY 8:00 a.m. to Noon**

REMEMBER:

PLEASE WALK AGAINST the TRAFFIC!!!! THIS IS FOR YOUR SAFETY.

I do understand in the city you have sidewalks and it doesn't really matter, but in the country we **must ask** that you abide by the "rules of the road". **BIKE WITH** traffic (ditch to your right). **MAKE SURE** your dog is always on the "ditch" side of you and **NOT** on the road side.

*I'd like to thank those of you who are walking with your pets away from the road. For those of you I've seen with your pet on the car side of the road, **MAKE THE SWITCH.** If your dog darts toward traffic, you're not in the way to intervene. **The outcome of that is obvious.** Love your pets enough to keep them safe.*

**NOTE: PLEASE REMEMBER THE STATE, COUNTY AND TOWN LEASH LAWS
YOUR DOG MUST BE ON A LEASH FOR THEIR SAFETY & THE SAFETY OF OTHERS**

QUESTIONS, COMMENTS or CONCERNS

If you have any questions or comments on what you see here, we would like to hear from you. If you have an item that you would like to see in the Barnes Notes and News, please contact Julie (Friermood) Sarkauskas at barnesnotesandnews@gmail.com

THANKS TO YOU ALL FOR YOUR SUPPORT. GOD BLESS

LIKE US ON FACEBOOK



OUR COMMUNITY

FRIENDS OF TOMAHAWK LAKE PARK

Please contact:

tomahawklakepark@gmail.com

for current and future events

DRUMMOND LAKE CAMPGROUND Drummond, WI

IF YOU NEED HELP WITH RESERVATIONS—
PLEASE GO TO OUR SITE, CALL OR EMAIL US
ANYTIME!

DRUMSITEWI@GMAIL.COM / Phone 715-739-6290
DRUMMONDLAKECAMPGROUND.COM

JUSTA FRIENDLY REMINDER:
WE DO NOT TAKE ADVANCE RESERVATIONS FOR
THE NEXT YEAR. EVERYONE HAS THAT
OPPORTUNITY THE FIRST BUSINESS DAY AFTER
THE NEW YEAR.

THE DRUMMOND LIBRARY



Free Wi-Fi throughout the building

HOURS:

Monday: Closed

Tuesday: 10-5

Wednesday: 10-5

Thursday: 10-6

Friday: 10-5

Saturday: 9-1

Sunday: Closed

ADDRESS: 14990 Superior St, Drummond, WI 54832

PHONE: (715) 739-6290



BARNES RED HAT



Our next gathering is on

Wednesday, September 18th
12:00 Noon
Dockside in Lake Nebagamon

Anyone wishing to carpool,
please meet at the Town Hall
about 11:10



IT'S COMING.....

OCTOBER FISH FRY

Every Friday in October



WE CAN NEVER REPAY YOU



**WOUNDED WARRIOR
PROJECT**



PLEASE CONTACT

VFW OR VFW AUXILIARY MEMBERS
FOR ADDITIONAL INFORMATION.

LET'S "BRING" THEM HOME

THANK THEM **ALL**


LED MESSAGING

VFW is offering advertising on the LED messaging board

The sign can be rented by the week

For further information and rates please contact: Tam Larson at: 715-795-2402

BARNES V.F.W. POST 8329



FISH FRY

BARNES VFW
DRUMMOND SCHOLARSHIP FUNDRAISER

Happening every Friday in October!
on the 4th, 11th, 18th, & 25th

Serving Canadian Walleye
DEEP FRIED OR BAKED
Shrimp Dinner Available

Open at 4pm
Serving 4:30-7:30pm
BARNES VFW POST 8329
52325 LAKE ROAD



**CAN'T WAIT TO
SEE YOU!!!!!!**

**HELP SUPPORT OUR
STUDENTS IN THEIR
ENDEAVORS**



ARE YOU READY FOR SOME FOOTBALL !!??!!

GREEN BAY PACKERS SCHEDULE:

- Week 1: Friday, September 6 at 7:15 PM CT at Philadelphia Eagles (Brazil)
- Week 2: Sunday, September 15 at noon at Lambeau Field against the Indianapolis Colts
- Week 3: Sunday, September 22 at noon at Nissan Stadium against the Tennessee Titans
- Week 4: Sunday, September 29 at noon at Lambeau Field against the Minnesota Vikings
- Week 6: Sunday, October 13 at 1 PM on Fox against the Cardinals
- Week 10: Sunday, November 10 **bye week**
- Week 11: Sunday, November 17 at 1 PM on Fox against the Bears
- Week 12: Sunday, November 24 at 4:25 PM on Fox against the 49ers
- Week 13: Thursday, November 28 at 7:20 PM on NBC against the Dolphins
- Week 14: Thursday, December 5 at 7:15 PM on Prime Video against the Lions
- Week 15: Sunday, December 15 at 7:20 PM against the Seahawks
- Week 16: Monday, December 23 at 7:15 PM

SCOREBOARD:

Week 1: W L 29-34
Week 2: W L
Week 3: W L
Week 4: W L
Week 5: W L
Week 6: W L
Week 7: W L
Week 8: W L
Week 9: W L
Week 10: W L
Week 11: W L
Week 12: W L
Week 13: W L
Week 14: W L
Week 15: W L
Week 16: W L
Playoffs - TBD

PRESEASON:

August 10th - W: Packers 23 Browns 10
August 18th Broncos: W: L:
August 24th Ravens: W: L:





BARNES COMMUNITY CHURCH

Pastor Jon Hartman

WORSHIP HOURS
10:00 a.m. Sunday



Bible Studies
Every Tuesday at 10:00 a.m.
Everyone Welcome

3200 County Hwy N., Barnes, WI
Phone: 715-795-2195

**BLESSED ARE WE
AND OUR NEIGHBORS**

BARNES COMMUNITY CHURCH FOOD PANTRY

The Barnes Food Pantry is open the 2nd Wednesday of each month from 9:00 to 11:00 a.m. for persons living within 15 miles of the church.

Please bring identification

We are located at 3200 County Highway "N", Barnes, WI at the Barnes Community Church.

- For further information call - 715-795-2195

*Please consider making a donation to
The Barnes Food Shelf.
It is greatly appreciated.*

(For a map to the food shelf visit:
www.barneswi.com)



**Barnes Community Church
Annual Ladies Salad Luncheon
Saturday, Sep 14, 2024 at Noon
Registration required, no cost
Sign-up in the Fellowship Hall or
Call Lynne Mueller
715-795-2101
By Sep 7, 2024
Guest Speaker
Laura Hoffert**

**"The Gift of Having a Seat at the Table
In a Culture of Comparison"**



**Prayers for Lynne Mueller. Fell off deck
when railing broke, breaking her arm
and leg.**





*If you have more than you
need ...Build a longer table, not a
higher fence*

For Those of you struggling...don't give up,
don't lose faith and don't lose your love for
God. He is with us, and will help us through.
Please reach out ... PLEASE, just reach out.



OUR COMMUNITY



-  Event by Cable Area Chamber of Commerce
-  13380 Country Hwy M, Cable, WI, United States, Wisconsin 54821
-  Duration: 1 day
-  Public · Anyone on or off Facebook

The Cable Area Fall Fest is held annually the last Friday & Saturday of September. For this event, the streets of Downtown Cable are closed to cars and a fall festival is held in the middle of town.

Join us for a Street Party Friday night with Live Music, Food Vendors, a Beer & Wine Tent, Games, a Pie Eating Contest, and a Bake Sale.

Then come back Saturday morning for a Pumpkin-Pecan Pancake Breakfast, Arts and Crafts Vendors, a Car, Motorcycle, and Truck Show, Live Music, a Beer & Wine Tent and incredible Food Vendors that fill the streets all for your enjoyment.

2024 Live Music:

FRIDAY

7:30PM – 10:30PM The Whitecaps

SATURDAY

9:00AM – 11:00AM Dave Karas

11:00AM – 2:00PM Sean & Ian

2:00PM – 4:00PM Friday in the Gazebo

LOCAL / AREA BUSINESSES



BIG THANKS
TO YOU ALL
FOR YOUR SUPPORT



FALL HOURS
7:00 a.m. to 2:00 p.m. Wed - Mon
Closed Tuesdays

**CHECK OUT OUR SPECIALS,
HOMEMADE SOUPS and
BAKED GOODS**




**Bloody Mary's - Mimosas
Peppermint Schnapps**

Find us on Facebook: The Koffee Kup



**3893 County Hwy N
Barnes, WI 54873
715-795-2155
Tiffanyssalon@hotmail.com
Full Hair Salon / Redkin Products**

**Monday - 9:00 AM - 5:00 PM
Tuesday - 9:00 AM - 5:00 PM
Wednesday - 9:00 AM - 5:00 PM
Thursday - 9:00 AM - 5:00 PM
Friday - 9:00 AM - 5:00 PM
Saturday - CLOSED
Sunday - CLOSED**



Deer Grove Resort

On Upper Eau Claire Lake
Jeff and Maureen Fullington
Owners

3225 Deer Grove Road
Barnes, Wisconsin 54873

715-795-2526
715-235-9741

deergroveresort@charter.net
deergroveresort.com

2024 Online Pricing:

- **Business Card +: \$ 10 Mth or 3 Mth \$ 25**
- **1/4 Page: \$15 Mth or \$40 for 3 Mth**
- **1/2 Page: \$ 20 Mth or \$ 50 for 3 Mth**
- **Full Page: \$ 50 Mth**
- **Garage / Estate Sales \$ 5**

NO Charge for:

**birthdays, anniversaries, congratulations, birth
announcements, Church services and events,
prayer groups, fundraisers or obituaries**

LOCAL/AREA BUSINESSES



Justin Christenson

General Contractor

**CHRISTENSON
CONSTRUCTION**

NEW HOMES • REMODELING • ROOFING • SIDING • DECKS
FULLY INSURED • LICENSE #1163070

(715) 580-0367 • jchristensonconstruction@gmail.com

www.jchristensonconstruction.com

Del Jerome

DBA Jerome Excavating, LLC

Small loads of gravel, topsoil & rock

Stump Removal

Mini Excavator, Skid-steer, Small Dump Truck

715-739-6245 or 715-580-0216



9185 Cty Hwy N
Drummond, WI 54832
Email: deljerome@cheqnet.net



**FREE ESTIMATES
BONDED & INSURED**



PLACE YOUR AD HERE

ELITE PORTABLE TOILETS
715-398-0111
South Range, WI
Gunner Peterson & Laurisa Richardson - Owners
Master Wesley Peterson - Rockin' the Company Car



OBITUARIES: Remembering Loved Ones Lost



BEV LOWERY

A Celebration of Life was held on September 6th at the Barnes Town Hall in her memory.

May God Bless and Keep you...
you will be missed



DOUGLAS WHITE

December 15, 1942 to August 25, 2024

Douglas White, 81, died Sunday, August 25th with his family by his side. He was born December 15, 1942 in Superior, WI.


He graduated from Central High School in 1960 and married Kathy Chapman in 1963. They would have celebrated 62 years of marriage in November.

Doug is survived by his wife Kathy, sons; Dr. Craig and his wife Dr. Jill Carlson, Brad and his wife Karen, his grandchildren: Justin and his wife Annastacia, Colin, Brendon, Rachael and great granddaughter, Elayne, also survived by his sister, Bonnie Hamil and nieces and nephews.

Doug was preceded in death by his parents, his sister Bette, brother Mac, and nephew David Hamil.

Besides his love for hunting and fishing he enjoyed trap shooting. He loved the outdoors. Doug was always joyful with a smile on his face. He enjoyed talking with others even people he met on the street. He spent over 30 years in the food service industry and enjoyed getting to know all customers/vendors on a professional and personal level.

A graveside service was held at the Town of Barnes Cemetery on Friday, September 6, 2024



OUR COMMUNITY

Town of Barnes Aquatic Invasive Species Projects

Aquatic Invasive Species (AIS) Projects for 2024 are underway. The projects are planned and managed by volunteers on the AIS Committee, the Clean Boats Clean Waters (CBCW) Coordinator, BAISS and Diver Coordinators, and Social Media Coordinator.

The BAISS boat is the town-owned diver-assisted-suction-harvester (DASH) used on the Eau Claire Chain of Lakes to harvest plants known to be invasive species such as curly-leaf Pondweed and Eurasian watermilfoil.

The work for 2024 has been completed on the Headwaters of the Eau Claire Chain: Sweet, Shunenberg and Smith Lakes. There were 48 bags of curly-leaf Pondweed harvested through the efforts of certified divers and volunteer deckhands.

Upper Eau Claire Lake currently holds the “honor” of being the heaviest laden with invasive weeds such as curly-leaf Pondweed. It is critical to get these invasive weeds under control and/or eradicated as much as possible. New beds of CLP have been discovered this year. The BAISS pontoon boat is already stationed on Upper Eau Claire and will remain there until June 27th. Divers are working Monday to Thursday to harvest as much as possible.

Lower Eau Claire Lake has smaller beds of curly-leaf Pondweed but it is essential to keep it from spreading to the river leading to Gordon and beyond. The divers will begin harvesting here on July 1st.

Middle Eau Claire Lake harvesting will begin July 15th. Curly-leaf Pondweed beds are abundant in bays near the public boat ramp, with smaller beds found intermittently in the lake.

The divers cannot dive without at least one volunteer on the pontoon.

Could you please find time to donate at least one 4-hour shift this summer?

What does a BAISS pontoon volunteer do?

When divers harvest the weeds, they insert them into a vacuum tube that shoots the weeds back up into the pontoon.

Weeds land into a screened rectangle in which the volunteer simply scoops them out, tries to get water out of them, and then inserts them into a garbage bag hung next to the screen.

When a garbage bag gets full, the volunteer changes out the bag.

After returning to the dock the volunteer helps to carry the bags to the property owners' designated roadside spot for pick up by another volunteer.

To learn more about the Barnes Aquatic Invasive Species please visit the Town of Barnes website and click on Committees/Aquatic Invasive Species. <https://Townofbarneswi.gov>

Click on Committees/Aquatic Invasive Species/Volunteer to register as a Volunteer to be kept informed of AIS Projects and to find the BAISS Schedule for 2024.

You can also email AIS Coordinators at townofbarnesais@gmail.com.



OUR COMMUNITY



Families are invited to join the 1,000 Books Before Kindergarten program at the Drummond Public Library.

The 1,000 Books Before Kindergarten program is a nationwide challenge that encourages parents and caregivers to regularly read aloud to their children. By reading just one book a night, families can reach the 1,000 book goal in three years and provide their children with essential early literacy skills.

Research shows that the most reliable predictor of school success is being read to during early childhood. Reading to children from an early age can help close the vocabulary gap and prepare children to enter kindergarten with the skills they need to succeed. Most importantly, sharing books with the children promotes a lifelong love of books and reading.

The 1,000 Books Before Kindergarten program is available to all families with children between the ages of birth and five years. Registration is open.

Photos and milestones with incentives for our young readers are to be displayed in the library and on social media.

For more information, contact the library at the information listed below.

The program is free of charge.

Drummond Public Library
14990 Superior Street
Drummond, WI 54832

drummondwiLibrary.org
drumlib@drummond.wislib.org

Phone: 715-739-6290



Drummond, Wisconsin Choir to Sing with Foreigner

May 20, 2024 by Pat Brink



We are so proud of you



DRUMMOND, Wi — The band Foreigner will be at the DECC this September. The group will have a local high school choir join them onstage to sing with the band. Four local schools were competing for this honor and this morning the winner was announced on KQDS radio. The top vote-getter to sing with Foreigner was Drummond High, a small school with 47 of the 100 students in the choir. Drummond's Choir teacher, Nick Kuka found out the contest results this morning. "I had a high schooler come busting in my door singing "I want to know what Love is at the top of his lungs," said Kuka. It wasn't just the students who were excited. "Our School has cameras, said Kuka. "You would have seen me running at full speed up and down the hallways telling as many people as I could. " Kuka said he is excited and proud of the students and the memories they will all have, thanks to Foreigner.

Edited to add: DHS was the smallest of the 4 schools to enter and I'm hearing over 3000 votes. 2nd place had around 2100 votes!

BARNES AREA HISTORICAL ASSOCIATION (BAHA)

THE BARNES MUSEUM

OPEN MEMORIAL WEEKEND THRU LABOR DAY

Friday-Saturday 11:00 a.m. to 4:00 or by appointment

For an appointment please contact Sally Pease or Steve Lynch

WE ARE STILL LOOKING FOR VOUNTEERS !!

Located on the corner of Hwy N and Lake Road

Check the BAHA website for any upcoming events (<http://bahamuseum.org/>)

Follow us on Facebook



Barnes Area Historical Association, Inc.

Barnes, WI 54873

Barnes Area Historical Association, Inc. (BAHA) was established in 2005 by area citizens who are dedicated to preserving the history of the Barnes Area through education and preservation.

The Barnes area consists of the Town of Barnes and includes the areas of: Brule, Cable, Drummond, Gordon, Hayward, Highland, Iron River and Solon Springs.

The BAHA monthly board meetings are usually held on the third Thursday of the month at 9:00AM in Barnes at the VFW Hall on Lake Road. All BAHA members are encouraged to come to these meetings and participate in the discussions.

Our first and foremost project will be to continue to plan for our history center.

The Annual Meeting is held on the third Thursday in October of each year at the VFW Hall.

We have our 501 (c) (3) number and are a valid non-profit organization.

Any donations made to BAHA are tax deductible.

We invite everyone to join BAHA and participate in our projects. Members do not need to be current or former residents of Barnes.

Single yearly membership - \$15.00;

Family or couple yearly membership - \$25.00

Other membership categories are available upon request

Please contact our Secretary, Lu Peet
(715) 795-3065 email: lupeet101343@gmail.com

SPONSORED EVENTS:

- Summerfest / Raffle
- Winterfest and Big Cash Raffle
- ODHA
- Gordon MacQuarrie Pilgrimage Tour

BAHA is the sponsor of the Old Duck Hunters Association Circle (ODHA)

BAHA MUSEUM GIFT SHOP CALL FOR APPOINTMENT

GIFT SHOP COORDINATOR:
Sally Pease

Are you looking for a special gift for a Birthday, Anniversary, Get Well, Thank You, or other occasion? Be sure to check out the new display of items in the Gift Shop. You'll find a wide array of interesting items for all ages:

- clothing items
- wood crafts
- a range of books by MacQuarrie, Ojibwe authors, and local writers
- Barnes Centennial glassware and other items
- note cards
- walking sticks
- items for the home and outdoors; and much more

There are practical items, decorative items, items linked to the history of Barnes, and some that will be "just plain fun" to own!

Whether it's a gift for YOU...or a gift for OTHERS...you're sure to find the perfect choice! Come and Explore!

Here's a peek at some of what you'll find when you visit!





BARNES AREA HISTORICAL ASSOCIATION NEWS

As the renovation of the Pease One-Room Schoolhouse keeps moving ahead, we continue to search for early schoolhouse items to complete our "replica early 1900s classroom room" within a portion of the building. Artifacts related to all of Barnes' early schoolhouses will be displayed throughout the building, along with historical documents, photographs, collected memories, etc. Our hope is to educate and inspire an understanding of what "life within these schools" was like for students, teachers, and community members.

** If you have any items that might be in need of a "new home", please let me know. They will be warmly welcomed into our schoolhouse and greatly appreciated! I will happily arrange to pick up any items and cover any costs that might be involved. If you have any relevant items that are not on our list, please let me know. I'd be interested in learning more about them!

Updated list of Items being sought for the Pease One-Room School:

- Early US Flag [for wall mount with pole]
- Hand-held slate boards; Erasers & box of chalk
- Organ stool
- Old textbooks – K-8 grade levels [pre-1940]
- Kerosene lamps [wall-mounted style and hanging style]
- Water dispenser [5 gal. pottery with spigot or similar]
- Table model, battery-powered Radio [for "School On the Air" programs]
- Lunch buckets, pails, boxes
- Globe [pre-40s would be interesting - we have one dated to the 70s]
- Cursive writing scroll and other classroom teaching resources
- Small teacher's desk or table
- Two full body mannequins: one adult female [for the schoolhouse teacher; one elementary age child/student]
- Early 1900s garments [dress for the teacher; daily school clothing/wear for a young girl or boy. Written "memories" Yours, or stories from your parents, your grandparents of "The One-Room School house Days"...as a student, as a teacher; traveling to school; recess games; rules & responsibilities; favorite subjects, etc.

Thanks for your help!



Crafternoons!

Summer Schedule:

Thursday June 20th 2:00 pm

Thursday July 25th 2:00 pm

Thursday August 8th 2:00 pm

Thursday September 12th 2:00 pm

Thursday September 26th 2:00 pm

All children must be accompanied by an adult or sibling 16 or older.
Crafting is slated for an hour; we meet in the kitchen/meeting room.

drumlib@drummond.wislib.org * drummondwlibrary.org * 715-739-6290

FLOWER AND LIL' STINKER ARE STILL LEARNING ABOUT THE AREA RESORTS

LET'S HOPE THEY'RE READY TO SHARE WITH US SOON :)

UFO CRAFTERS

Sorry folks, we don't have any updates for our great crafters...

Always ready and waiting for information.

BARNES AREA HISTORICAL ASSOCIATION



Barnes Area Historical Association, Inc.

5555 James Road
Barnes, WI 54873

MacQuarrie Books

The *Barnes area Historical Association (BAHA)*, as part of their Gordon MacQuarrie Program, publishes and offers four books of MacQuarrie authored stories that have never before been published in book form. Editor Dave Evenson has researched *The Milwaukee Journal / Sentinel* and all the outdoor sport magazines that had published Gordon's works and discovered many stories that did were not included in Zach Taylor's famous six books of MacQuarrie stories. Dave has produced these new books and they have become very popular additions to a reader's bookshelf and MacQuarrie personal collection.

In 2018, Dave produced *Right Off The Reel (ROTR)*. Gordon's byline at the Journal from 1936 through 1956 was titled *Right Off The Reel*, and among these many columns were a lot of stories about *The Old Duck Hunters Association, Inc.* This first book is full of stories about Hizzonor and Gordon and their many adventures and escapades taken from those columns.

Then in 2019, Dave created a second book of MacQuarrie's Milwaukee Journal columns titled *Dogs, Drink and Other Drivel (DDOD)*. *DDOD* brought many more stories from Mac's pen that have never before been read unless you received the Milwaukee Journal in his days at the Paper between 1936 and 1956. *DDOD* reveals stories that as Dave says are, "The *further* adventures of Gordon MacQuarrie" which would be a good subtitle for this new book.

In 2022, based on extensive research done by Keith Crowley when he wrote Gordon MacQuarrie's Biography *Gordon MacQuarrie: The Story of an Old Duck Hunter*, more magazine stories came to light so Dave produced a third book, *Found Stories of the Old Duck Hunters (FSODH)*. This book contains magazine stories not previously published in book form. This book has six Old Duck Hunters stories and twenty three stories about other escapades of Mac by himself with friends and associates. This book, added to the other two books, becomes an important second Trilogy of MacQuarrie stories.

These three books form a new triplicate and are available in hard cover and in a boxed set. Placed alongside a boxed set of the famous Zack Taylor Trilogy, it joins with to capture all of Mac's ODHA stories, hunting and fishing stories and stories of his friends and neighbors that he wrote for the newspaper and the various outdoor sporting magazines of his day, all in six books.

With access to all columns and magazine articles that Gordon ever wrote, Dave discovered a lesser known passion that Gordon had, muskies. Gordon had a large interest in muskie fishing and was abreast with the events of the world record muskies caught in his day. So, *MacQuarrie on Muskies (MOM)* became the fourth book, produced in 2023.

These books can also be ordered using the form on the backside or can be ordered online through the BAHA website bahamuseum.org by clicking on "MacQuarrie" and then on "Bookshelf".

BAHA is a tax exempt , 501 (c) (3) Organization

Sharing the history of the Barnes Area through education and preservation

BAHA is a tax exempt , 501 (c) (3) Organization

BARNES AREA HISTORICAL ASSOCIATION NEWS



Barnes Area Historical Association, Inc.

5555 James Road
Barnes, WI 54873

MacQuarrie Books Order Form

RIGHT OFF THE REEL (ROTR)

ROTR soft cover @ \$18.00 plus \$3.00 S&H, hard cover @ \$24.00 plus \$3.00 S&H

I would like ___ soft cover copies X \$21.00 totals \$ _____ (includes S&H)

I would like ___ hard cover copies X \$27.00 totals \$ _____ (includes S&H)

DOGS, DRINK & OTHER DRIVEL (DDOD)

DDOD soft cover @ \$20.00 plus \$3.00 S&H, hard cover @ \$26.00 plus \$3.00 S&H

I would like ___ soft cover copies X \$23.00 totals \$ _____ (includes S&H)

I would like ___ hard cover copies X \$29.00 totals \$ _____ (includes S&H)

FOUND STORIES OF THE OLD DUCK HUNTERS (FSODH)

FSODH soft cover @ \$23.00 plus \$3.00 S&H, hard cover @ \$29.00 plus \$3.00 S&H

I would like ___ soft cover copies X \$26.00 totals \$ _____ (includes S&H)

I would like ___ hard cover copies X \$32.00 totals \$ _____ (includes S&H)

BOXED SET of hard cover versions of ROTR, DDOD and FSODH @ \$115.00

I would like ___ Boxed Sets X \$115.00 totals \$ _____ (includes S&H)

MacQUARRIE ON MUSKIES (MOM)

MOM @ \$12.00 plus \$3.00 S&H (soft cover only)

I would like ___ copies X \$15.00 totals \$ _____ (includes S&H)

Total order \$ _____

Ship to address

Name _____

Street address _____

City _____ State _____ Zip _____

Send your order along with a check made payable to BAHA at 5555 James Road, Barnes, WI 54873.
Please allow 2 weeks for shipping.

Sharing the history of the Barnes Area through education and preservation

BARNES FIRE DEPARTMENT and AMBULANCE
5005 County Hwy N, Barnes, WI 54873
715-795-2424 for Non Emergency Calls

FIRE DEPARTMENT: Fire Chief - Brock Friermood brockFriermood@TownOfBarnesWI.gov

Volunteer Members:

Richard Renz
Robert Skweres
Damian VonFrank
Greg Strasser
Jacob Larson
Jennifer Peterson
Josh Peterson
Leevi Frint
Roseanne Peterson
Whitney Jeanetta
Zack Zepczyk



AMBULANCE SERVICE: Ambulance Director/Volunteer: Brett Friermood

at: brettFriermood@TownOfBarnesWI.gov

Full Time EMT's:

Kaylee Silverness and Jake Coleson

Volunteer Members:

Sonia Von Frank
Tom Renz
Brandon Friermood
Brock Friermood
Robin Friermood
Sarah Juleff
Whitney Jeanetta



Trivia Answer # 7: The US entered WWI in Europe

WE CAN'T THANK YOU ENOUGH FOR YOUR DEDICATION TO KEEPING OUR COMMUNITY SAFE





New Senior Dining program starting up in Cable February 5!



New Senior Dining location in Cable to open February 5

A new Senior Dining experience will open February 5. People 60 and over are invited to join us for lunch and so much more! Besides enjoying a nutritionally balanced lunch, senior dining offers an opportunity to catch up with neighbors, meet new friends and take advantage of health or benefits related programming.

You are eligible if you are:

- Aged 60 or older
- The spouse or domestic partner of someone aged 60 or older
- An adult with a disability, younger than 60, who lives with an eligible older person participating in the program

Individuals under the age of 60 may sign up for the meal but will be required to pay the full cost of the meal.

The program is partially funded by contributions from users of Senior Dining. A donation of \$3.00 - \$5.00 per meal is suggested. Why the range? We know that some people are struggling with rising living expenses, but some seniors are more fortunate, and their generous donations go to support their neighbors. All contributions are put right back into the program to provide more meals.

Spread the word around and join us!

Food ~ Fellowship ~ Fun

Where: Cable United Church of Christ
13445 County Hwy. M, Cable, WI 54821

Days: 1st and 3rd Monday of every month

Time: Doors open at 12:00 noon
Meal served at 12:30 p.m.

Reservation Line or 715-373-3396

Questions: (Please leave name phone number, preferred meal location and date you will attend)
Reservations are needed to make sure there is enough food for everyone.
Please call no later than 12:00 noon the Friday before each scheduled meal to reserve your meal.

HELP WANTED - FOR SALE - PET SITTING - HANDYMAN WORK

WANTED: 1970 Arctic Cat Panther with Montana Pipes
Contact Jack @ 715-580-0415

GARAGE SALE

SATURDAY

SEPTEMBER 21ST

50690 PEASE RD

FURNITURE

LINENS

CRAFTS

DECORATIONS

GARDEN DÉCOR

9:00 to 4:00



MY FRIEND IS LOOKING FOR A PLACE TO RENT
IF YOU HAVE ANYTHING FOR RENT OR KNOW OF
SOMEONE RENTING OUT, PLEASE GIVE
JORDAN A CALL AT 218-213-1216

**LOOKING FOR
APARTMENT TO RENT
CONTACT
Penny Pierce**

**YARD
WORK
FALL
CLEANUP**

?

Entertainment Center for Sale

50690 Pease Rd
Stop in on the 21st to check it out

**OLD BARN WOOD
WANTED**

Email:
barnesnotesandnews@gmail.com

**SEND YOUR INFO TO
barnesnotesandnews@gmail.com**

Give me a call:

**Julie (Friermood) Sarkauskas
715-795-2775**

Follow us on Facebook

OUR COMMUNITY



Gordon-Barnes Garden Club August Meeting

The Barnes Garden Club visited two amazing local Gardens for our August 20th meeting. The day started early at our president, Judy Wilcox's yard just off Hwy N.

Judy, a talented Master Gardener, took us to each of her plots of flowers, explaining how she had started with a blank slate.

Over the years she has developed many individual sites that are now teeming with beautiful flowers.

She was more than willing to answer any gardening questions. She even pointed out her withering 100 year old lilac bush that has been hit by a weather related blight this year. Other members were glad to know they weren't alone. Everyone hopes that next spring the lilacs will recover! At the end of the tour, Judy showed us a walled space that she calls her "secret garden." When the door opened, there were oohs and aahs. Several people said they wanted their own secret garden.

Next, we went to Dana Hodowanic's home off Lake Road. We were amazed at this large hidden gem. There were beautiful views of the channel between Upper Eau Claire and Birch Lake. There were pretty flowers and baskets everywhere. We could walk on lovely paths and sit outside to eat our lunches. It was a great day to be outside and chat about how our gardens grew this summer.



The group totaled almost 30 women and included two little future gardeners who enjoyed seeing and smelling the flowers as well as munching the cookies and lemonade that Dana provided.



The group totaled almost 30 women and included two little future gardeners who enjoyed seeing and smelling the flowers as well as munching the cookies and lemonade that Dana provided.

Thanks again, Judy and Dana. Days like this make us all glad we belong to this wonderful group.

Next month, our group are going to enjoy the gardens of two of our own members. We will meet at one of the gardens, figure out lunch, and then travel to the other right here in Barnes.

Follow us on Facebook:
[gordonbarnesgardenclub@facebook.com](https://www.facebook.com/gordonbarnesgardenclub)

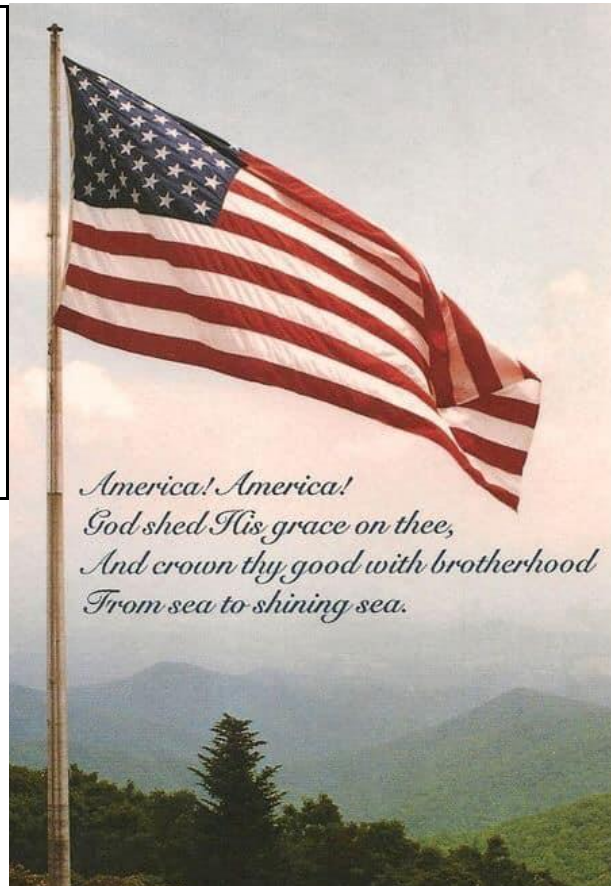
For more information please contact:
Bonnie Dealing at: bonniedealing@gmail.com

KEEPING OUR WATERS CLEAN

Your cooperation is greatly appreciated.

IT'S THAT TIME AGAIN!

Boaters, please remember to remove all mud & weeds from your boats. Drain bilge, live well and motors. Help us prevent the further spread of invasive species. If you would like to further help, consider volunteering to check boats at a local landing this summer.



BROWN RECLUSE SPIDER

At this time of year, this is worth seeing. Show this picture to your spouse, your kids, grandkids, and friends. It could save their lives. Remember what this Spider looks like and be careful while cleaning, as told below.

It's summertime & cleanup is going on. Be careful where you put your hands. They like dark spaces & woodpiles. Also, cool areas in the attic....

The Brown Recluse Spider is the most dangerous spider that we have here in the USA. A person can die from its bite. We all should know what the spider looks like.

Please be careful. bites are dangerous and can have permanent and they like the darkness and tend to live in storage sheds or attics or other areas that might not be frequented by people or light.

If you have a need to be in your attic, go up there and turn on a light and leave it on for about 30 minutes before you go in to do your work.

courtesy: Diiyon MorningStar.



715-558-2017

Call today
for a new
roof!



HAYWARD ROOFING

A division of Local Roofing, LLC

GAF



www.HaywardRoofing.com

Licensed. Insured. Awesome.
We also appreciate referrals!



OUR COMMUNITY



SEPTEMBER BIRTHDAYS

Tom VanDelist 9/2
Paula Greenspan 9/5
Tracy Parquette 9/8
Tammy Frierhood 9/16 (Bill)
Diane Ritter Dawson 9/16
Chuck Jerome 9/17
Susan Hall Diedrich 9/17
Jill Haskins 9/19
Brian Peterson 9/20
Angie Manthey 9/25
Paul Solberg 9/25
Seana Frint 9/25
Jordan Frierhood 9/26
Jeff Kirschling 9/26
Del Jerome 9/27
Kayla (Fullington) Ince 9/28

Happy Birthday
Happy Anniversary
and
Congratulations
to everyone we missed



ANCHOR YOUR BOATS HERE



**J&M Storage
Jeff Johnson**

53060 Hwy 27
Barnes, WI 54873
Phone: 612-803-0775

STORAGE FOR:

Personal Items, Boats, Pontoons, ATV's,
Snowmobiles, Personal Watercraft and
Dry Indoor Storage
PLUS
Winterizing and Cleaning Available



Caretaking
Spring/Fall Clean-up
Lawn Care
Exterior Staining/
Painting
Pressure Washing
Jake Schiess 920-737-6351

REMINISCING

**WE NEED YOUR
STORIES!!!!!!!!!!!!!!!!!!!!**



THE WINDSOR

50750 Outlet Bay Rd
Barnes, WI
715-795-2315



THURSDAY BANGO

Tuesday - Saturday
4:00 p.m. - 10:00 p.m.

Join us for Sunday Omelet Bar 9 - 12

Del Jerome DBA Jerome Excavating, LLC

Small loads of gravel, topsoil & rock
Stump Removal
Mini Excavator, Skid-steer, Small Dump Truck

715-739-6245 or 715-580-0216

9185 Cty Hwy N

Drummond, WI 54832

Email: deljerome@cheqnet.net



**FREE ESTIMATES
BONDED & INSURED**

MORE MEMORIES TO COME

The Barnes Trading Post

Barnes VFW Post 8329

Pease Resort

The Cabin Store

The Enchanted Inn

Hilltop Bar and Grill (Fresh Air Post office)

Boulder Lodge

Tracks Inn

Formerly - Doorn's; Sages; Grilley's

Robinson Lake Bar (Fahrner's Resort)

Sand Point Supper Club

BAHA Museum (Northwoods Tap, Red White and Blue; Goetz's; Millers)

Blanche Pease—Tars Pond Sugar Shack

Barnes Town Hall

Sunset Resort

Ellison's Resort & Sylvia's Tavern

Tiffany's Salon (Debbie's Hair Design)

Jim Johnson Construction

Georgia's (Skoglunds)

Lyndale Bay Resort

Tall Pines Bar and Grocery

Traut's Resort

Cheesie's Lakeview Resort





PET PAGE



MAKE SURE YOU HAVE YOUR PET'S MEDS AND SHOTS UP TO DATE !!

This year is no different than any other so please be sure your pet's shots are up to date, including Lymes, make sure their license is current and that the rabies tag is on their collar. Check the Town of Barnes leash and public area laws to keep your dog safe. If you're just moving to the area, your dog must be on a leash when walking or in public, and, you must have a local License tag. Visitors, please keep your tags up to date and your pet on a leash. You can get the license applications at the Town of Barnes office. Reminder: Kitties need their rabies, distemper, lymes shots and frontline/collars too! (even if they're inside kitties.) SERESTO IS A FANTASTIC PRODUCT FOR CATS AND DOGS .

PLEASE remember to walk with your dog on the **DITCH** side of you. Walk against traffic and allow room for the passing cars. It's for their safety

NORTHLAND VETERINARY SERVICES
Dr. Monica Brilla # 715-372-5590
8560 Topper Rd, Iron River

NORTHSTAR VETERINARY CLINIC
Dr. Sammi Pumala # 715-739-6823
152545 Old 63 N, Drummond

HAYWARD ANIMAL HOSPITAL
Dr. Todd Ostrander # 715-634-8971
15226W Cty Rd B, Hayward

SEELEY VETERINARY CLINIC
Dr. Puzia # 715-634-5996
12942W, W Cty Hwy OO, Hayward
www.seeleyvetclinic.com



PUPPY LOVE PET STYLING BOUTIQUE

715-634-0122
10506 Wisconsin Ave., Hayward

Mon: 8:00 – 5:00
Tue: 8:00 – 5:00
Wed: Closed
Thu: 8:00 – 5:00
Fri: 8:00 – 5:00
Sat: 8:00 – 5:00
Sun: Closed



LEADING EDGE VETERINARY CLINIC

715-934-9055
10120 County Hwy M, Springbrook
info@leadingedgevets.com



Leading Edge Veterinary Services provides care to small and large animals in Northwestern Wisconsin. We take pride in providing all animals with exceptional and compassionate veterinary care.

The clinic site is conveniently located at N10120 County Hwy M in Springbrook, WI and has the ability to handle both small (dog and cats) and large animals (horses, goats, cows). Our large animal veterinarians also travel throughout Northwestern Wisconsin providing routine and emergency care for cattle, horses, small ruminants, pigs, poultry, and camelids.

For those of you, like me, didn't know what Ruminants or Camelids were...

- Ruminants include cows, sheep, goats, moose, camels, deer, giraffes, and buffalo.
- Camelids include camels, llamas and alpacas, vicunas and Guanaco's (along the lines of an alpaca or llama)

ADOPT !!!

Northwoods Humane Society

10812 N. O'Brien Hill Road
Hayward, WI 54843

Phone: 715-634-5394

Hours:
Tuesday through Saturday
11:00 a.m. to 3:00 p.m.

PLEASE REMEMBER...

Pets are not just presents or toys
THEY ARE A LIFETIME



Our babies love us without condition. They help us without effort. They heal our hearts and spirits and **NEVER** ask for anything in return, except LOVE.....

GIVE LOVE BACK TO THEM



**GOD
BLESS
OUR
CANINE
VETS**



PET PAGE TOO



OUR DEEPEST SYMPATHIES TO THOSE WHO HAVE LOST THEIR BELOVED PET


PLEASE PAY ATTENTION TO YOUR BABIES NEEDS - Whether cold or hot weather you need to pay attention to the elements. Their paws can get burned from the hot black top or the ice and snow when taking them for a walk or just leaving them outside.

Warmer weather is coming, cold weather hasn't left us yet and they count on you to know when to let them out and how long to leave them out.

Leaving animals outside is nice during mild weather, but PLEASE, do not leave them out in the cold or in the heat.

If you feel you don't have a choice.....

YOU DO! FIND IT !!!!!



COPPER

Heimlich Maneuver for Dogs



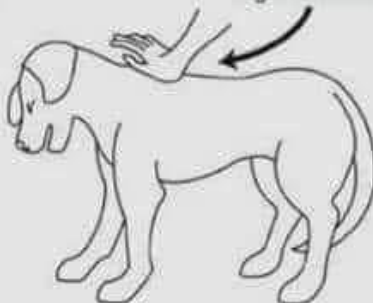
A Head facing down like a wheelbarrow.

B Sweep from side to side to see if you can dislodge the object.



C Compress the abdomen by pushing up with your fist.

D A "sharp blow" between your pet's shoulder blades might do the trick.



**THEY JUST GET US.
NEVER STOP LOVING THEM...
THAT'S ALL THEY WANT FROM US**



ALWAYS SUPPORT OUR TROOPS



WHY?

BECAUSE I TOLD
MY KIDS THERE'S
NOTHING IN THE
DARK
TO BE AFRIAD OF

I'M MAKING SURE
IT STAYS THAT WAY



BARNESTORMERS

Barnes WI Snowmobile Club
We would love to have you!!!!
Check us out on Facebook



**LAKE COUNTRY
ATV CLUB**

3025 East Shore Road
Barnes, WI 54873



Dues:

Commercial \$ 25
Family \$15
Single \$ 10

Kelly Webb, President
Vice President: Jeff Johnson
Treasurer: Bill Webb
Secretary: Kelly Webb

IT'S TIME TO TAKE
AN INTEREST IN OUR
TOWN !

GET INVOLVED
JOIN A CLUB
HELP MONITOR OR
CLEAN UP THE BOAT
LANDINGS

WRITE TO THE TOWN
OFFICE WITH YOUR
CONCERN\$ OR SEND
THEM TO ME.

WE NEED YOUR HELP
WE CAN'T DO IT
ALONE
WE NEED YOU TO
CARE

WHAT'S UP



BARNES BOOK CLUB



September Book: Oh Pioneers
By: Willa Cather

GENEALOGY

It is so important to have a connection with your family tree. Not only does gathering information make it easier for your children to pick up the process, it will spark something in you that you didn't realize you were looking for. Start with your immediate family, branch to your grandparents and then just keep reaching further back.

Several websites are out there to help start your project:

Order your starter kits from: easygenie.org

Start your Family Tree Today.
Don't wait!

Your loved ones won't always be
there to tell the stories and provide
the information.


Ancestry.com
Genealogy.com
MyHeritage.com
FamilySearch.org
GenealogyBank.com



**TRUST ME
IT'S WORTH IT !**

PRINTING YOUR FAMILY TREE - WE'RE ALMOST THERE

SAVING A SPOT JUST FOR YOU TO SHARE YOUR FAMILY TREE EXPERIENCE



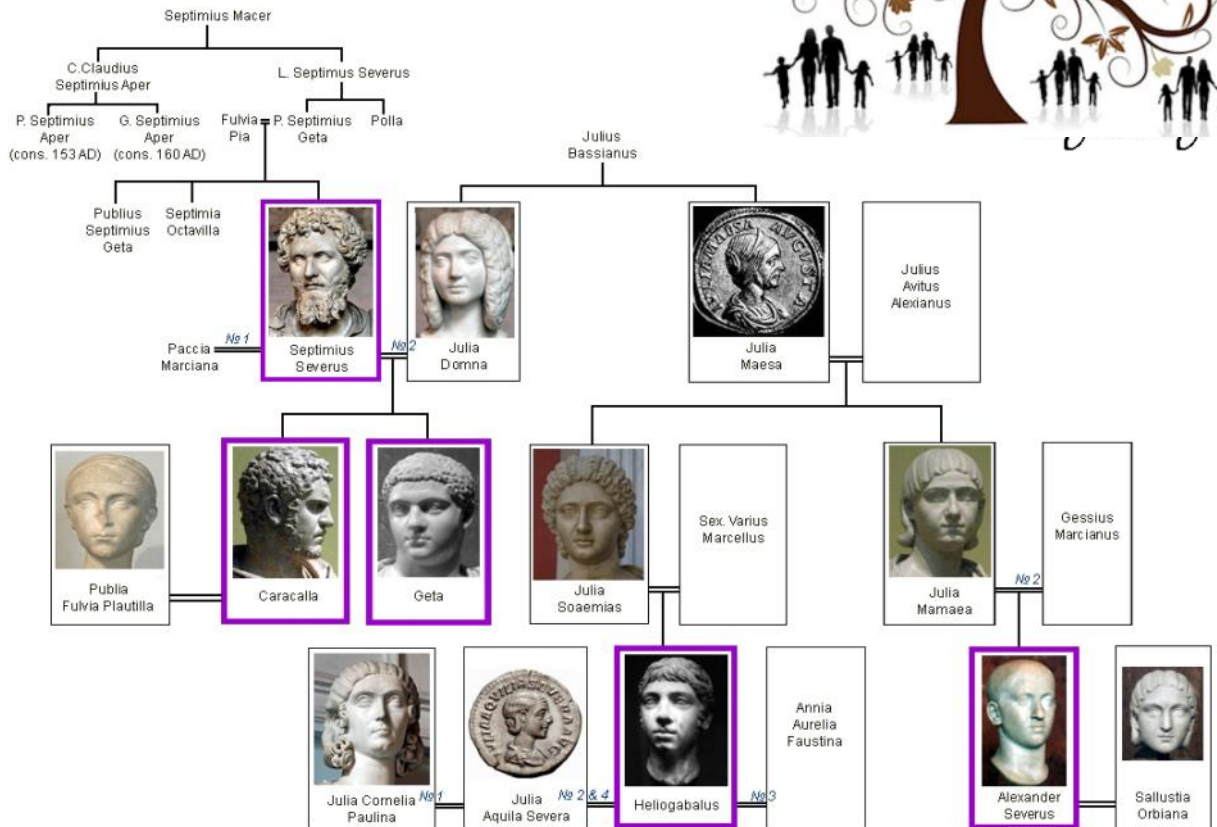
It's amazing what you can come across. Left is part of the Pease family. My Grandmother, Blanche (Pease) Frierwood was the daughter of Lucius and Laura Pease (his first wife).

The signature date is 1842



GENEALGY - GETTING STARTED

SEE NEXT PAGE FOR
STARTING THE PRINTING
PART OF YOUR JOURNEY

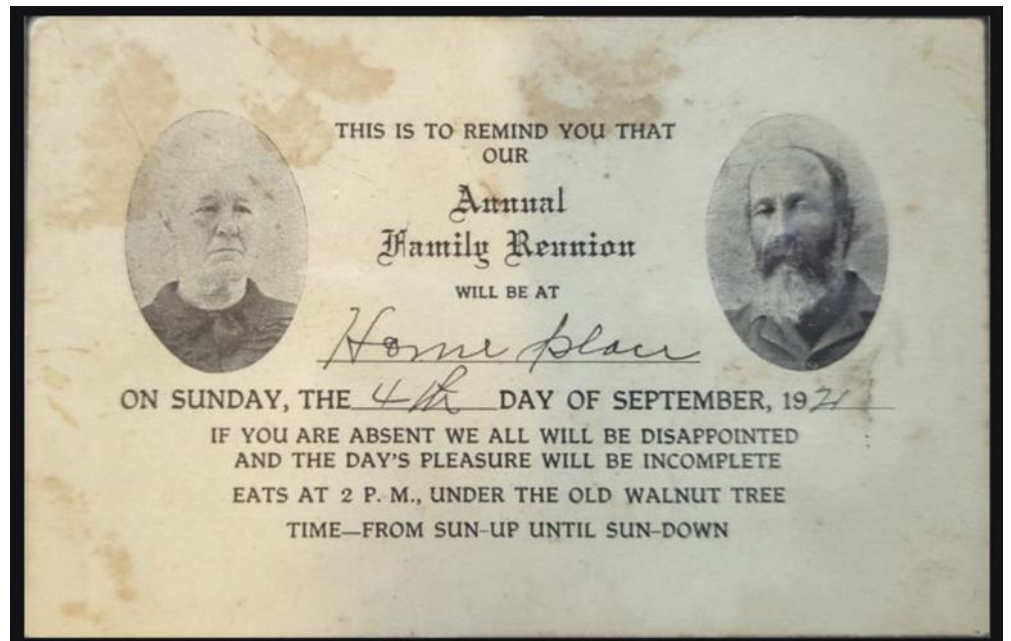


My mom's (Joyce Friermood) family is from Michigan and they've had a family reunion every year since 1921, "formerly" since 1924 so they are celebrating the 100th Stuhr-Schwerin Reunion this summer.

One of my best memories is taking her to Michigan for the reunions when I could. I treasure that time I was able to spend with her and meet distant aunts, uncles and cousins.

Fun fact:

Mom & Viola Friermood were actually cousins before they were sister-in-laws. Mom was from the Stuhr side and Viola was from the Schwerin side.



GENEALOGY - GETTING STARTED

FAMILY TREE PRINTING

If You love genealogy as much as we do, you'll love being able to share your hard work with your relatives, friends and neighbors in a way that brings excitement. Printing a large format family tree chart makes the whole story telling process about your family and your ancestors a fun event.

Ancestry Graphics & Printing

We make family tree printing on large format, continuous roll paper so simple that anyone can now have a beautiful, eye-catching genealogy chart at an affordable price.

We can print your family tree chart directly from Ancestry.com, Family Tree Maker, PAF, Generations Family Tree, Family Tree Builder, Legacy, The Mater Genealogist, Tree Draw, OnePage Genealogy, Photo Family Tree app, Reunion, Mac Family Tree and many other genealogy software programs as well as internet genealogy sites.

Printing your family tree chart directly from your genealogy software application, as opposed to printing it from another file means your chart will look exactly the way you want it to look because you control the design and layout. Printing can also be done from any one-page PDF which you have created.

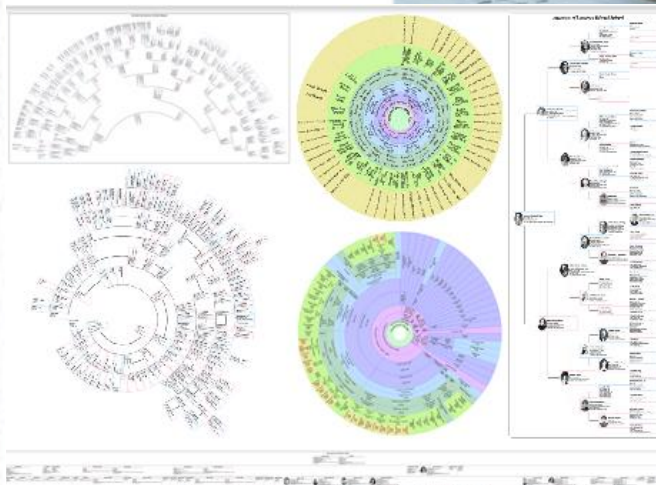
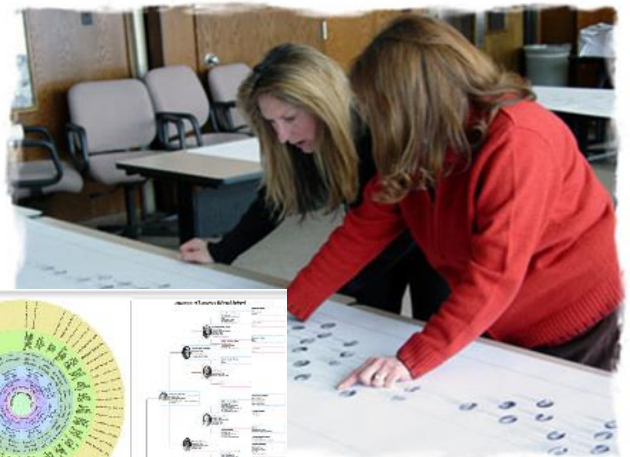
Your chart can be printed in black and white or color, any size you require, vertical, standard, fan, standard pedigree or bow-tie.

You can send your data online for free using the company drop box.

Are you ready to start?

Please call us at 630-653-8400 or email us at: sales@ancestryprinting.com

Visit our website at: AncestryPrinting.com



Pat & Kara Foat - Owners
Jct. County Y & Lake Road
Barnes, WI 54873
715-795-2561

P.J.'S

TRAIL PASSES
AVAILABLE

WELCOME
HUNTERS

Authorized licensed
"Recreational Vehicle
Registration Center"

CABIN STORE

HUNTING & FISHING LICENSES
INFORMATION STOP * ICE * MOVIE RENTALS
WISCONSIN LOTTERY * GROCERIES
FULL LIQUOR BAR * FOOD AVAILABLE
SMOKING PAVILLION

Gas, Oil, and On & Off Road Fuel Available

COFFEE
BAR



SPRING HOURS

Store Hours:

Sun-Thurs 7am to 6pm
Friday-Sat 7am to 7pm

Bar & Kitchen Hours:

Monday & Tuesday

Bar: 10am to close
Kitchen: 11am-5pm

Wednesday:

Bar: 12pm to close
Kitchen: Closed

Thursday:

Bar: 10am to close
Kitchen: 11am-6pm

Friday-Saturday-Sunday:

Bar: 10am to close
Kitchen: 11am-9pm

WELCOME FISHERMEN

ALSO AT THE CABIN STORE

On-Off sales of beer and liquor. A wide variety of grocery products including canned goods, dry goods, frozen items, candy; a good variety of ice cream, snacks, cheeses and other dairy products. First aid supplies and home remedies.

Try our new Coffee Bar: get a Coffee to go or hot chocolate or Cappuccino.

Bait Store with assortment of bait, Including minnows, leeches, worms, crawlers and waxies—nice assortment of tackle.

BUYING OR SELLING?



Elliott Hough

Cell: 715-979-1267

Office: 715-634-6237



Area North Realty

FOLLOW ME ON **facebook** 

Your Trusted Barnes And Surrounding Area Realtor

**TOWN OF BARNES TRANSFER SITE & RECYCLING CENTER
NO HAZARDOUS DISPOSALS/ITEMS**

Call the site at 715-795-2244 before bringing in large items.

SORRY—WE CANNOT ACCEPT TRASH OR RECYCLING FROM BUSINESSES

EMPTY REFRIGERATORS, FREEZERS, WINDOW AIR CONDITIONERS (FULL SIZE) \$ 20.00
EMPTY REFRIGERATORS, FREEZERS (SMALL) \$15.00
PROPANE TANKS: MUST BE EMPTY 20# \$5.00 / 30# \$10.00 / 100# \$ 20.00
STUFFED CHAIRS; \$15 EACH
COUCHES/LOVESEAT: \$ 30.00 EACH
MATTRESS/BOX SPRING-ANY SIZE \$20.00 EACH
HIDE-A-BED/SLEEP SOFA: \$30.00 W/O MATTRESS / \$ 45.00 WITH MATTRESS
TIRES: CAR/LIGHT TRUCK \$10 EACH - WITH RIM \$ 12.00 EACH
LARGE TIRES;TRUCK/TRACTOR -- \$\$ DETERMINED BY ATTENDANT
TELEVISIONS AND COMPUTER EQUIPMENT NOW CHARGED BY WEIGHT, NOT SIZE
MISC. FURNITURE; (TABLES, CHAIRS, ETC.) \$5.00—\$10.00 EACH
PLASTIC LAWN CHAIRS: SMALL \$ 2 EA / LARGE \$ 3 EA / TABLES \$4 EACH
CARPETING, PADDING, RUGS, DEPENDING ON SIZE; \$20.00 AND UP
DEHUMIDIFIERS / COMPLRESSORS \$ 15 EACH
FLOURESCENT BULBS 8 FOOT; \$5.00 EACH
ELECTRICAL APPLIANCES: (STOVE, WASHER, DRYER, MICROWAVE, WATER HEATER BBQ GRILLS) \$5.00 EACH
BATTERIES, METAL, GRASS CLIPPINGS, PINE NEEDELS, BRUSH AND CLEAN WOOD: FREE
BUILDING MATERIALS /DEMOLITION WILL BE CHARGED \$ 54 / CUBIC Yd. EXAMPLE: A 5'8'/2' TRAILER WOULD COST \$ 160.00 ETC.
LAWN MOWERS ARE \$ 10.00, RIDING LAWN MOWERS ARE \$ 20.00
TELEVISIONS AND COMPUTER EQUIPMENT AND LARGE ELECTRONICS WILL NOW BE CHARGED BY WEIGHT, NOT SIZE. ALL OTHER MISC. ITEMS TO BE DETERMINED BY ATTENDANT.

Transfer Site passes are available for purchase at the Transfer Site or Clerk's Office at a cost of \$120 per calendar year. There will no longer be a bag fee and cash will no longer be accepted for disposal.

Credit/debit cards only.

**BRUSH AREA OPEN
ACROSS CTY HYW N FROM THE
TRANSFER STATION**

**Please, only "natural" brush,
branches, trees, and stumps**

RECYCLING MYTHS AND FACTS:

The most common items to be recycled are: Mail, paper, glass bottles & jars, aluminum, steel & tin cans, plastic bottles, jugs and tubs.

Myth: Any plastic can be recycled

Fact: Only plastic bottles, jars, jugs, tubs with a # 1,2,5 are recyclable. Plastic buckets / pails and lids are not

Myth: Plastic bags, electronics, medical waste, Styrofoam, plastic totes, lawn chairs, empty oil containers, Amazon/USPS shipping bags, pots and pans can be recycled.

Fact: NONE of these are to go into the recycle bins

Myth: Any item placed in the recycle bin will be recycled

Fact: This is "wish-cycling". Too much contamination will cause the bin to be emptied in the landfill and fines will be levied to the transfer station.

Myth: It is ok to place small amounts of food waste (garbage) in recycle bins

Fact: ALL ITEMS MUST BE CLEAN Nothing with food waste, grease, etc. is recyclable

Myth: Plates, bowls, cups, saucers, glassware are cyclable

Fact: They are not. This includes dirty paper plates/plastic ware and solo cups

ITEMS NOT ACCEPTED AT THE BARNES TRANSFER STATION: Paint, moto oil, gas, explosives, fireworks, ammunition, flammables, antifreeze, lubricants, corrosives, etc. Ask attendant if in doubt. Keep foods and liquids out of recycling. No loose plastic bags, bagged recyclables or Styrofoam.

All cardboard boxes mut be flattened and 3x3 ft or smaller. **No** pizza boxes.

Phone: 715-795-2244

Location: County Highway N East of Lake Road.

Hours of Operation:

Sunday and Wednesday 8 a.m. to 2 p.m. Year round

Also open Saturday 8 a.m. to 2 p.m. April 1st through September 30th ONLY

Closed on Holidays. If a Holiday falls on the day the Transfer Site is usually open, the Transfer Site will open the day after the Holiday. (Exception: open on Easter Sunday)

COMMUNITY SERVICES

NAMEKAGON TRANSIT BAYFIELD COUNTY ROUTE



EVERY TUESDAY

Bayfield County and Namekagon Transit are providing a route to serve the southern part of Bayfield County. The route originates in the Barnes area then picks up riders in Drummond and Cable, continuing into the Hayward area. Passengers will then have the ability to transfer to a “circular route” in Hayward, where they can travel from store to store or from one address to another, including the courthouse and various medical facilities.

The cost for the service is \$1.00 one way and \$0.50 for seniors and persons with disabilities who have a Transit ID card. You must call by 1:00 p.m. the previous day to schedule a ride.

If you would like to have an application sent to you for a reduced fare or have any questions, please call Namakagon Transit:

Toll free: (866) 295-9599
Direct: 715-634-6633.

- 9:50 Leaves the Barnes Community Center
- 10:10 Leaves the Drummond Library and Senior Housing
- 10:45 Leaves the Cable area/Rondeau Market
- 11:00 Arrive in Hayward at the Hayward Area Memorial Hospital
- 1:00 Begin return trip to Cable, Drummond and Barnes with stops as needed



**We can't
thank you
enough for
your
dedication to
keeping our
community
safe**

B: Dan Johnson-Richard Dahl-Paula Skweres-Bryan Kohlwey-Les Watters-Roger Larsen-Klara Gierczic-Taryn Kohlwey-Jim Mortensen
F: Zach Manthey-Mike Arens-Mark Jerome-Del Jerome-Wade Spears-Roy Bloom-Brian Schaffer-Addie Arens-Dean Olson
Not pictured: Tim DeChant-Alek Gierczic-Jeff Hurula-Amy Kohlwey-David Todus-Kyle Williamson


FUN AND GAMES

Across

1. Absurd comedy
6. Corps of employees
11. Word in a sequel title
14. Island greeting
15. Varied in pitch
16. Feedbag morsel
17. Persevere
19. Swiss canton
20. Respond to a strong head butt, perhaps
21. Wields the scepter
23. Con's switchblade
24. Unexpected difficulty
25. Head honcho
28. Actor Leary
30. Chinese gooseberry
33. Better suited
35. Amorous look
37. Craggy hill
38. Persevere
42. Finish the dishes
43. Workplace watchdog org.
44. Composer John Philip
45. Ketch cousin
47. Quick to get ticked
50. Family of a Giants legend
51. Region of ancient Greece
53. Word after town or dance
55. Second half of an inning
57. Lighter-than-air aircraft
61. Sound of disgust
62. Persevere
64. Mr., in India
65. Something else
66. Contract conditions
67. Even so
68. Joins with a torch
69. Horace or Pindar

Down

1. Devotees
2. Away from the wind
3. Knock about
4. One place to find kings and queens
5. Soil
6. "Feed a cold, --- a fever"
7. Christmas gifts, often
8. What's more
9. Kind of patterned sweatshirt
13. He helped raise people to higher levels



10. Group of vehicles
11. Persevere
12. Give notice
18. Mentioned before
22. "That's gross!"
24. Companion of mighty
25. Humorously coarse
26. "Fidelio" for one
27. Persevere
29. "--- a Stranger" (1955 film)
31. Sorriest
32. "My Friend" and "La Douce"
34. 17th Greek letter
36. Slalom curve
39. Educated guess
40. Cassowary's cousin
41. Digs for a pick and shovel?
46. Realty parcel
48. Belonging to others
49. Fish story
52. Not at all
54. Numbers game
55. Tied up
56. Hobgoblin
57. Like good swiss
58. Actress Hatcher
59. Lethal weapons
60. Put through the paces
63. Rink grp.

Sorry, no Trivia this month



FUN AND GAMES

EASY SUDOKU

7				2		
						1
6		5	4			7
7				1		4
	2					5
5		6	8	4		
		4		3	9	2
9				8	7	
		9	5			3

MEDIUM SUDOKU

1		3		5		
				1		
7			4			3
2	8					
					3	2
1			7		6	
3	6		1	8		4
			2			
	5	4				1

HARD SUDOKU

6	7	2				
	9	4		1	5	2
						3
	6					
			3	7	9	1
		5				3
8					3	4
	2			3	7	
		6	4	9		8

Number Maze - 1 - 49



28	27	26	1	12	13	14
29	31	2	25	11	16	15
30	3	32	24	10	17	18
4	34	33	23	22	9	19
35	5	40	41	8	21	20
36	39	6	7	42	43	44
37	38	49	48	47	46	45

www.kindergartenTeacherResources.com



Tom is trying to catch Jerry. Help him find his way by drawing a path, starting at 1 and counting up to 49.



CHERYL'S NUTRITION & HEALTH TIPS

TIPS FROM CHERYL PEASE - CERTIFIED NUTRITIONIST



Certified Nutritionist, Fitness
Trainer & Health Coach

<https://linktr.ee/cherylpease>

**THANK YOU
FOR YOUR SERVICE
PETE & CHERYL PEASE**

WE CAN NEVER REPAY YOU !!



UPDATES TO COME ... IN THE MEANTIME:



- **STAY STRONG - STAY HEALTHY - TAKE TIME FOR YOURSELF -**
- **DON'T SWEAT THE SMALL STUFF -**



**Having peace and purpose
in my life is a gift that I am
beyond grateful for.**

Cheryl Pease



**LOVE
YOURSELF**



ROB'S CULINARY CHRONICLES

HOBO DINNER

By Rob Lynch

Fall is the time for campfire cooking! The hobo dinner, a simple and hearty meal became popular during the Great Depression, a time when many Americans were out of work and often living on the road. Hobos, as they were known, were itinerant workers who traveled the country by hopping on freight trains, often living with very little. As they roamed from place to place in search of jobs, they needed affordable, easy-to-make meals that could be prepared with minimal resources. The hobo dinner—usually a mix of potatoes, onions, meat (when available), and vegetables wrapped in foil—fit the bill perfectly. It was cooked directly on the campfire, a method that was both efficient and accessible to those who lacked proper cooking facilities.

One fun fact about the hobo dinner is that it wasn't always as meaty as we know it today. Meat was a luxury during the Depression, so many hobos often relied on canned beans, foraged greens, and whatever scraps they could find to bulk up their meal. Potatoes were a staple because they were cheap, filling, and easy to cook. As a result, hobo dinners were highly adaptable depending on what ingredients were available, making it an ingenious meal of necessity that could be tailored to various local environments.

Despite its humble beginnings, the hobo dinner has endured as a beloved tradition in camping culture. Today, it's a favorite among scouts and campers, enjoyed for its simplicity and nostalgia. Modern variations often include ground beef, carrots, and even seasoning packets to add more flavor. This meal that originated out of scarcity has evolved into a fun, communal way to enjoy the outdoors, often invoking the spirit of adventure and resilience of those who first popularized it during the harshest of times. Here is my recipe for a traditional hobo dinner over the campfire. You will notice there are no specific recipe amounts or portions. Part of the fun is letting everybody create dinner any way that they want and letting the kiddos build their own!

Enjoy!



Rob Lynch got his start in the supper clubs of Barnes, Wisconsin in the 70's and 80's. His restaurant career spans 30 years in Wisconsin, Minnesota, North Dakota and Florida.

You can get more grilling, smoking and beverage tips at his website: www.beercheesesoup.com

ROB'S CULINARY CHRONICLES

HOBO DINNER

by Rob Lynch

Ingredients:

- 80/20 ground beef, ground pork or ground turkey
- Potatoes (russet, Yukon gold or red)
- Carrots
- Onions
- Cabbage
- Coarse salt and cracked black pepper
- 4 pads of butter



Directions:

- Form the ground beef, pork or turkey into small 2" balls.
- Cut all of your veggies into bite-sized portions. Cabbage can be sliced into 1" thick strips.
- Tear off a large sheet of heavy-duty aluminum foil, about 12-18 inches long, depending on how much food you're packing. You want enough to wrap your meal with space to fold and seal the edges securely.
- Spray with cooking spray to prevent sticking.
- Place the ground meat in the center of the foil sheet.
- Add your vegetables in an even layer on top of the meat.
- Dot with butter pads and season with salt and pepper to taste.
- Fold the foil tightly over the food to form a sealed packet, crimping the edges to ensure no steam escapes. You can double-wrap for added durability if the campfire is very hot.
- Place the foil pack directly on the campfire coals or on a grill rack over the fire. Cook for about 20-30 minutes, flipping the pack halfway through for even cooking. The exact time will depend on the heat of your fire and the size of your meal. Use tongs to carefully remove the pack from the fire.
- Open the foil (be cautious of the steam) and check if the meat is fully cooked and the vegetables are tender. If not, reseal and cook a little longer.

PROTIPS:

- Add some French onion soup mix to the ground beef
- Spice it up with garlic, additional seasonings or a jalapeno
- Add some sliced smoked sausage or kielbasa
- Soft ingredients like tomatoes, mushrooms or zucchini cook fast and can get mushy
- Pre-cook potatoes and carrots for faster cooking on the campfire
- Some charring from the campfire is OK...sometimes that's the best part!



**** See next page for a perfect dessert match to your Hobo Dinner ****

ROB'S CULINARY CHRONICLES

MIXED BERRY & PLUM HOBO PACKS WITH GRILLED POUND CAKE

By Katie Wahlman DeNero

Serves: 4

Ingredients:

- 1 plum, sliced
- ½ cup blackberries
- ½ cup blueberries
- ½ cup strawberries, sliced
- 2 tablespoons unsalted butter
- 2 tablespoons light brown sugar
- 2 teaspoons corn starch
- 1 prepared pound cake, cut into thick slices
- Whipped cream, for serving



Directions:

- Cut out two large squares of aluminum foil. Grease the center of each square liberally with butter.
- In a small bowl, mix together the brown sugar and the corn starch.
- Divide the fruit between the two squares of foil and then sprinkle evenly with the sugar and corn starch mixture.
- Wrap the foil tightly into "packs" and then place on a hot grill for 10-15 minutes or until the juices are hot and bubbly. Remove and let cool slightly.
- While the hobo packs are cooling, grill the pound cake slices, about 2-3 minutes on each side, though this time will vary based on your grill so keep a close eye to prevent burning.
- To serve, spoon the hot berry mixture over the grilled slices of pound cake and top with whipped cream or scoops of ice cream.

A GREAT DESSERT TO
PAIR WITH A GREAT
DINNER !!!



GET READY TO CAN !!!!!!!!!!!!!

TIPS FOR SUCCESSFUL CANNING:

- Select fruits and vegetables when they are at the peak of their quality and flavor, washing them thoroughly before using.
- Follow the directions for each recipe exactly—don't substitute ingredients or change the processing times. Prepare only one receipt at a time; do not double recipes.
- Substitute a cake cooling rack if you don't have a rack specifically made for canning. Place in the canner before you add the canning jars.
- Use only white vinegar when pickling.
- Use a canning funnel, which has a wide opening and sits on the inside of the mouth of the jar, allowing you to fill the jars cleanly and easily. Wipe the threads and rim of each jar to remove any food that spills.
- Reuse screw bands if they are not warped or rusty. Jar lids are not reusable however, so use a new one for each of your canned creations.
- Accurately measure the head space—the distance between the top of the jar to the food/liquid inside. This is critical because it affects how well the jar seals and preserves its contents. A clear plastic ruler—kept solely for kitchen use, is a big help in determining the correct headspace.
- Refrigerate leftover product if there's a small amount left that won't completely fill another jar. Use it within several days.
- Use non-metallic utensils when removing air bubbles from the jar and measuring head space.
- Store home-canned foods in your cupboard for up to one year.

HOT JARS VS. HOT STERILIZED JARS:

Why do some canning receipts call for hot sterilized jars, while others call simply for hot jars?

If the mixture will be processed in the boiling-water canner for 10 plus minutes, jars just need to be hot.

If it's less than 10 minutes, jars need to be sterilized in boiling water for 10 minutes (or 1 minute more for each 1,000 feet of additional altitude.)

You may ask, why do the jars have to be hot before hand? The liquid/food you're putting in them is boiling hot, thus if the jars are hot (besides the obvious sterilization) you aren't putting hot product into cold jars and taking a chance of them breaking either when the product goes in the jars or when you put them in the water bath.

PAY ATTENTION TO THE PECTIN

Liquid and powdered pectin are made from the natural pectin in apples and citrus fruits. However, they are not interchangeable. Always use the specific type of pectin called for.

-Taste of Home Test Kitchen



BEFORE YOU START



Before you start canning, read recipe instructions and gather all equipment and ingredients. Inspect the glass canning jars carefully for any chips, cracks, uneven rims or sharp edges that may prevent sealing or cause breakage. Discard any imperfect jars. Do the same with lids and rings to make sure no dents or dings.

LET'S GET CANNING

PICKLED BEETS

Ingredients:

10 pounds fresh small beets, stems removed
2 cups white sugar
1 tablespoon pickling salt
1 quart white vinegar
¼ cup whole cloves

Directions:

Place beets in a large stockpot with water to cover. Bring to a boil, and cook until tender, about 15 minutes depending on the size of the beets. If beets are large, cut them into quarters. Drain, reserving 2 cups of the beet water, cool and peel.

Sterilize jars and lids by immersing in boiling water for at least 10 minutes. Fill each jar with beets and add several whole cloves to each jar.

In a large saucepan, combine the sugar, beet water, vinegar, and pickling salt. Bring to a rapid boil. Pour the hot brine over the beets in the jars, and seal lids.

Place a rack in the bottom of a large stockpot and fill halfway with water. Bring to a boil over high heat, then carefully lower the jars into the pot using a holder. Leave a 2 inch space between the jars. Pour in more boiling water if necessary until the water level is at least 1 inch above the tops of the jars. Bring the water to a full boil, cover the pot, and process for 10 minutes.



PICKLES & PEPPERS

Ingredients:

- 7 cups unpeeled pickling cucumbers sliced thin (about 7 large dills)
- 1 cup sliced onions
- 1 cup sliced bell peppers
- 1 Tbsp salt
- 1 cup white vinegar
- 2 cups sugar
- 1 tsp celery seed
- 1 tsp mustard seed

Directions:

- Mix cucumbers, onions, pepper and salt; set aside
- Put vinegar, sugar, celery seed and mustard see in a pot and bring to a boil
- Remove from hear and let cool for one hour
- Pour mixture over cucumbers
- Put in jars and store in refrigerator
- **Will keep up to 2 months**



LET'S GET CANNING

10 TIPS FOR SUCCESSFUL CANNING

1. Be organized

Lay out all the equipment and ingredients before starting food preparation. In addition to your canner and jars, you'll need lids, rings, towels and tongs. You may also need a funnel for filling jars.



2. Try using the dishwasher to clean and preheat your jars

Canning jars must be clean and hot before filling. You can pour hot water into the jars to preheat them, but it is convenient to time your dishwasher load so the hot jars are ready when you need them. Preheating the jars prevents them from breaking when filled with hot foods and hot additives like syrup.

Note, preheating your jars is not the same as sterilizing them. It's necessary to sterilize jars to prevent the growth of harmful bacteria, but in many cases sterilization happens during processing. You'll need to pre-sterilize your jars (before filling them) if your recipe calls for less than 10 minutes of processing time or you live 1,000 feet above sea level. **Nowadays, sterilizing isn't quite as necessary as much as it used to be due to the way they are making the lids, etc. However, I still sterilize mine for a couple reasons. Never too safe and it was my job growing up to do the jars when I helped mom. So, nostalgia.**

3. Avoid placing hot jars on cold surfaces

When removing processed jars, place on tea towels or layered newspapers. I like the newspapers because it easier to clean up the mess afterwards. Never put freshly processed jars on a cold surface or they may break.

4. Don't 'clunk' the jars

Make sure not to 'clunk' or tap hot jars together when removing them from the canner because hot glass breaks easily. As a general rule, be gentle with the jars throughout the process.

5. Avoid drafts when removing jars

Canning is a hot business and the temptation is to open all the windows. This is fine until you take the jars out of the canner. Then, you should consider closing nearby windows and doors because a cool draft can break a hot glass jar. Alternatively you can cover your jars with a towel.

6. Use a footstool if necessary when removing jars from canner

Ideally, the bottom of a pressure canner should be about waist height. This is so you can see inside and have good control when lifting the jars out of the canner. If you are short, you may want to use a footstool for easier and safer jar removal.

7. Avoid disturbing your jars

Once you've set the glass jars on the counter, avoid moving them for 12 to 24 hours, as this may interrupt the sealing process. Be patient, as the lids may take a long time to seal. A sealed jar usually has a visible indentation of the lid. Once the jars have successfully sealed, it's a good practice to remove rings and wipe the tops clean for storage.

8. Store it cool, dry, and dark

Store processed jars in a cool (50 – 70 degrees F), dry and shady place for best results and longest lasting products. In our home, we store jars under the kids' beds and other indoor locations that won't freeze.

9. Consider using a magnetic lid lifter

Some jar lids need to be preheated in hot water before using. Check the instructions on your lid packaging to ensure you follow proper instructions, since not all models are the same. Those models that do require preheating can be tricky to lift out to set on the jars. Tongs will work, but magnetic lid lifters (wands) will make things easier.

10. Label everything you make

Use a permanent marker to label lids with the month, day and year. This helps you keep track of different batches, rotate your stock and identify batches for comparison purposes.

I use dissolving labels and write with a fine tip permanent marker. You can buy the labels on line at a very reasonable price. You can certainly pick up labels at local stores, but I prefer mine to be a bit "fancy".

Jim's BAIT

EAU CLAIRE LAKES
BARNES, WISCONSIN

Open 7:00 a.m. Daily
Corner of Hwy 27 and Lake Road
Barnes, WI

Phone: 715-795-3150

Find Us on FB at:
Jim's Bait of Barnes, Wisconsin

ONE-STOP SHOPPING!

GROCERIES AND
PAPER GOODS
REGULAR &



Non-Ethanol Gas



LIVE BAIT

FISHING / HUNTING LICENSES
FISHING SUPPLIES & SPORTING GOODS
LIQUOR / WINE / BEER / ICE * 20 LB. LP FILLS
BAYFIELD COUNTY PLAT BOOKS
BACON, PEPPER STICKS & BRATS FROM JIM'S MEAT MARKET (IRON RIVER, WI)
DEER CORN
Eau Claire Lakes Picture Frames & Wine Glasses
Local Area Souvenirs / Leanin' Tree Cards For All Occasions
Schmelke Pool Cues



**ALWAYS CHECK WITH THE
DNR / TOWN OFFICE FOR LOCAL
FIRE HAZARD STATUS**

**PLEASE VISIT LOCAL ESTABLISHMENTS FOR
CURRENT STATE RULES & REGULATIONS OR
CHECK ONLINE at:**

dnr.wi.gov or gowild.wi.gov

OR CALL THE DNR CALL CENTER TOLL FREE

1-888-DNR INFO (1-888-936-7463)

Local: (608) 266-2621

7 days a week - 7:00 a.m. to 10:00 p.m.

WELCOME HUNTERS !!!

2024 Seasons

Archery and Crossbow*	Sept. 14 – Jan. 5, 2025
*No bucks may be harvested during the antlerless-only hunts identified below.	
Archery and Crossbow *Metro Sub-units and counties with extended archery seasons* See the map for counties with extended archery seasons .	Sept. 14 – Jan. 31, 2025
Gun hunt for hunters with disabilities: This is not a statewide season. Learn more...	Oct. 5 – 13
Youth deer hunt	Oct. 5 – 6
Gun	Nov. 23 – Dec. 1
Muzzleloader	Dec. 2 – 11
December 4-Day Antlerless-Only Hunt	Dec. 12 – 15
Antlerless-Only Holiday Hunt *Open only in select Farmland (Zone 2) counties. Please see page 12 of combined hunting regulations for valid counties.	Dec. 24 – Jan. 1, 2025*

All dates are subject to change through rulemaking or a legislative process. Please check the [Wisconsin Hunting Regulations](#) for the complete dates and unit designations.