

The BARNES NOTES & NEWS is your source of our area's community events and happenings and items of interest. We continue to welcome you to place your ads, submit events, articles, and stories. Please contact owner/editor: Julie (Frierwood) Sarkauskas at [barnesnotesandnews@gmail.com](mailto:barnesnotesandnews@gmail.com) or call 715-795-2775. Find our link on the Town of Barnes Website:

TownOfBarnesWI.gov / Community / Barnes Notes and News / 2024 / pick the month (you can see past issues as well)

Reminiscing - we are working on a story for you—stay tuned



## BARNES 4TH OF JULY PARADE

Route:  
Barnes Town Hall to Barnes VFW Post 8329



12:00 noon



Thank you Melissa Marie

Float Registration from 10:00 - 12:00  
2024 Theme: CHRISTMAS IN JULY



4<sup>th</sup> of July  
Fly-Over in Barnes  
Weather Permitting!

Time between 11:15 & 12:00

(Time change will be posted on What Happens in Barnes and the VFW Facebook page)

PLACE: HWY N parade route

Two F-16 Fighter Jets from the 148<sup>th</sup> Fighter Wing will fly down the parade route prior to the parade start

WE OWE THEM EVERYTHING  
FOR THEIR SACRIFICIES

THANK YOU STEVE VANDERBURG  
for making this happen



In this Issue:

- Calendar of Events
- Senior Meals
- Barnes VFW and Auxiliary
- Barnes Area Historical Association
- Barnes Red Hats
- Barnes Book Club
- Gordon/Barnes—Garden Club
- Reminiscing
- Fun & Games
- Cheryl's Pages
- Recipes
- Advertisements



### ANGIE'S KOFFEE KUP

We will be open  
Tuesday July 2nd


July 4th the restaurant will not be open, but we will be selling ice cream, mini donuts, mimosas


Thur. Jul 4	Town Offices Closed for 4th OF JULY HOLIDAY
Thur. Jul 4	<b>PANCAKE BREAKFAST</b> 8am-11am by the Christian Men's Club at Barnes Community Church: 715-795-2195
Thur. Jul 4	<b>4TH OF JULY BAHA CONCESSION STAND &amp; PARKING</b> 10:30am-1pm outside Museum, corner of Lake Rd. & Cty. N: 715-795-3065
Thur. Jul 4	<b>17th ANNUAL PARADE-SIDE FOOD &amp; BEVERAGE STAND</b> 11:30am-?? Cedar Lodge Steakhouse & Grille: 715-795-2223
Thur. Jul 4	<b>TOWN PARADE</b> 12 noon Barnes Town Hall to Barnes VFW Post. The Parade Theme is "Christmas in July" Everyone welcome to participate. For info, call Melissa S. 218-590-0456
Thur. Jul 4	<b>FLAG RAISING CEREMONY</b> following Town Parade at VFW grounds. Food inside VFW and Popcorn/Nachos outside 11am-3pm. VFW & Auxiliary 715-815-7333 or 715-795-2402
Thur. Jul 4	<b>TOWN FIREWORKS</b> at Dusk, Barnes Town Park on Hwy N in Town of Barnes. Refreshments at Town Park before & during Fireworks. Barnes EMS: 715-795-2424
Sat. Jul 6	<b>VFW POST 8329-CHICKEN BBQ</b> 12 noon at VFW Hall. Smoking Pavilion. <b>VFW AUXILIARY MEAT RAFFLE</b> - VFW & Auxiliary 715-815-7333 or 715-795-2402
Fri. Jul 12	<b>FRIENDS OF THE EAU CLAIRE LAKES AREA Board Meeting</b> 9:00-11:30am. Location: Barnes Town Hall. Contact <a href="mailto:eauclairefriends@gmail.com">eauclairefriends@gmail.com</a>
Sat. Jul 13	<b>VATTEN PADDLAR CANOE\KAYAK RACE ~ Elite Race</b> - Robinson Lake to Mooney Dam; <b>Lake-to-Lake Race</b> - Middle Eau Claire to Mooney Dam. <a href="http://www.vattenpaddlar.com/infovattenpaddlar@gmail.com">www.vattenpaddlar.com/infovattenpaddlar@gmail.com</a>
Mon. Jul 15	<b>EAU CLAIRE LAKES CONSERVATION CLUB (ECLCC) Meeting</b> 7pm at VFW Post. ECLCC: 715-379-1553
Tues. Jul 16	<b>GORDON BARNES GARDEN CLUB Meeting</b> 1:30pm at Barnes Town Hall. Call 715-795-3247
Tues. Jul 16	<b>REGULAR TOWN BOARD MEETING</b> 6:30pm at Barnes Town Hall. 715-795-2782
Thur. Jul 18	<b>BARNES AREA HISTORICAL ASSOCIATION, INC. (BAHA) Meeting</b> 6pm in person or via Zoom (TBD). 715-795-3065
Sat. Jul 20	<b>ANNUAL MEETING of the FRIENDS OF THE EAU CLAIRE LAKES AREA</b> 9:00-11:00am; Location: Barnes Town Hall. Contact <a href="mailto:eauclairefriends@gmail.com">eauclairefriends@gmail.com</a>
Tues. Jul 23	<b>VFW POST 8329 Meeting</b> 6pm at VFW Hall. VFW 715-815-7333
Tues. Jul 23	<b>VFW POST 8329 AUXILIARY Meeting</b> 6pm at VFW Hall. Auxiliary 715-795-2402
Sat. July 27	<b>BAHA ANNUAL FESTIVAL: 12pm to 4pm.</b> Food and beverages, 50/50 raffles, meat raffles, big raffle drawing at 3pm and other events TBA. Event held at VFW on Lake Road. 715-795-3065
Wed. Jul 31	<b>2<sup>nd</sup> Half PROPERTY TAXES DUE!!!</b> Payment <u>must</u> be sent to Bayfield County: Pay to the order of <b>Bayfield County Treasurer, P.O. Box 397, Washburn, WI 54891.</b>

Check

Th



 **Town Clerk: WELCOME Lisa Meyer**  
[clerk@townofbarneswi.gov](mailto:clerk@townofbarneswi.gov)

 Phone: 715-795-2782 Fax: 715-795-2784  
3360 County Hwy N – Barnes, WI 54873



Visit: [TownOfBarnesWI.gov](http://TownOfBarnesWI.gov) for town minutes

**PLEASE ABIDE BY THE TOWN RULES & REGULATIONS.**

Fireworks permits are available at the clerks office at a

**TOWN OF BARNES BOARD MEMBERS**

**Chairman:** Tom Renz - email: [tRenz@TownOfBarnesWI.gov](mailto:tRenz@TownOfBarnesWI.gov)  
**Supervisor:** Dave Scully - [dScully@TownOfBarnesWI.gov](mailto:dScully@TownOfBarnesWI.gov)  
**Supervisor:** Jim Frint - [jFrint@TownOfBarnesWI.gov](mailto:jFrint@TownOfBarnesWI.gov)  
**Supervisor:** Seana Frint - [sFrint@TownOfBarnesWI.gov](mailto:sFrint@TownOfBarnesWI.gov)  
**Supervisor:** Eric Neff - [eNeff@TownOfBarnesWI.gov](mailto:eNeff@TownOfBarnesWI.gov)



**-To reserve your meal please call 715-373-3396 or 715-795-2753.** Be sure to include your name, phone number, - meal site location & date you are making the reservation, and how many people it's for.



**NEVER FORGET ....  
THEY GAVE  
EVERYTHING FOR US**



**Suggested Contribution:**

\$3.00 - \$5.00 / per meal

**Hosted by:**

**Bayfield County  
Human Services**  
117 E. 5th Street  
Washburn, WI 54891  
Tel: 715-373-6344  
Fax: 715-373-6128

A vertical column of five rectangular boxes, alternating between light yellow and white, intended for a donation or reservation record.

**Trivia Answer # 6: Thomas Jefferson**

**REMEMBER:**

**PLEASE WALK AGAINST the TRAFFIC!!!! THIS IS FOR YOUR SAFETY.**

I do understand in the city you have sidewalks and it doesn't really matter, but in the country we **must ask** that you abide by the "rules of the road". **BIKE WITH** traffic (ditch to your right). **MAKE SURE** your dog is always on the "ditch" side of you and **NOT** on the road side.

*I'd like to thank those of you who are walking with your pets away from the road. For those of you I've seen with your pet on the car side of the road, **MAKE THE SWITCH.** If your dog darts toward traffic, you're not in the way to intervene. **The outcome of that is obvious.** Love your pets enough to keep them safe.*

**NOTE: PLEASE REMEMBER THE STATE, COUNTY AND TOWN LEASH LAWS  
YOUR DOG MUST BE ON A LEASH FOR THEIR SAFETY & THE SAFETY OF OTHERS**

# FRIENDS OF TOMAHAWK LAKE PARK

Please contact:  
[tomahawklakepark@gmail.com](mailto:tomahawklakepark@gmail.com)

for current and future events

## THE DRUMMOND LIBRARY



Free Wi-Fi throughout the building


### HOURS:

Monday: Closed  
Tuesday: 10-5  
Wednesday: 10-5  
Thursday: 10-6  
Friday: 10-5  
Saturday: 9-1  
Sunday: Closed



ADDRESS: 14990 Superior St, Drummond, WI 54832  
PHONE: (715) 739-6290

## *BARNES RED HAT*



Our next gathering is on

- 12:00 Noon  
Hidden Greens

Anyone wishing to carpool,  
please meet at the Town Hall

## DRUMMOND LAKE CAMPGROUND Drummond, WI

IF YOU NEED HELP WITH RESERVATIONS—  
PLEASE GO TO OUR SITE, CALL OR EMAIL US  
ANYTIME!

DRUMSITEWI@GMAIL.COM / Phone 715-739-6290  
DRUMMONDLAKECAMPGROUND.COM

JUSTA FRIENDLY REMINDER:  
WE DO NOT TAKE ADVANCE RESERVATIONS FOR  
THE NEXT YEAR. EVERYONE HAS THAT  
OPPORTUNITY THE FIRST BUSINESS DAY AFTER  
THE NEW YEAR.



**KEEP AN EYE OPEN FOR THE  
AUGUST CAR SHOW  
OCTOBER FISH FRY**

Because sometimes, you  
just need to see them



**STOP IN AFTER THE  
4TH OF JULY PARADE**



**WE CAN NEVER REPAY YOU**

**WATCH FOR THE  
\*ROAD HOME\* BOOTH  
AT THE  
AUGUST CAR SHOW**



**PLEASE CONTACT  
VFW OR VFW AUXILIARY MEMBERS  
FOR ADDITIONAL INFORMATION  
LET'S "BRING" THEM HOME**

**THANK THEM ALL**



**LED MESSAGING**

VFW is offering advertising on the LED messaging board


The sign can be rented by the week

For further information and rates please contact: Tam Larson at: 715-795-2402

Also called the Fourth of July, Independence Day marks the historic date in 1776 when the Declaration of Independence was approved by the Continental Congress. The written declaration stated that the American colonies were tired of being ruled by Great Britain. They wanted to become their own country.

### A GROWING ANGER

Before the declaration, America was part of the Kingdom of Great Britain (now called the United Kingdom). In the 1600s, people came from Great Britain to settle in what is now North America. Between 1607 and 1732, the British founded 13 colonies: Virginia, New York, Massachusetts, Maryland, Rhode Island, Connecticut, New Hampshire, Delaware, North Carolina, South Carolina, New Jersey, Pennsylvania, and Georgia.



As these colonies grew, the people who lived there thought the British government treated them unfairly. For instance, they had to pay taxes on items such as tea and allow British soldiers to stay in their homes. The colonists had to follow these laws but couldn't do anything to change them. The colonists rebelled. As a result, the Revolutionary War between the colonists and Great Britain began in 1775.

Fighting wasn't enough though. The colonists decided they needed to declare their independence in writing to explain their reasons and gain support from other countries like France. On July 4, 1776, a small group of representatives from the colonies—called the Continental Congress—adopted the Declaration of Independence.

#### **WHAT WERE THE UNITED STATES CALLED BEFORE JULY 4TH, 1776?**

#### **“THE UNITED COLONIES”**

The President of the Continental Congress, Richard Henry Lee, wrote in a June 7, 1776 resolution: "These United Colonies are, and of right, ought to be, free and independent States." Before 1776, names for the colonies



## DECLARING INDEPENDENCE



The Continental Congress signs the Declaration of Independence.

Written by a committee led by Thomas Jefferson, the document was signed by people from all 13 colonies. But the British government didn't accept it. So the colonists continued to fight for independence until they finally defeated Great Britain in 1783.



A bronze statue of Thomas Jefferson stands at a memorial in Washington, D.C.

The Declaration of Independence, now housed at the National Archives in Washington, D.C., is recognized around the world as an important message of self-governance and human rights. The second sentence says it all: that all people are created equally and have rights that include life, liberty, and the pursuit of happiness. (Fun fact: Jefferson, who would become the third U.S. president, wrote that sentence!)

Today the United States and Great Britain are friends. Most Americans still celebrate Independence Day, often with parades and fireworks. Historians think this is thanks to a letter written by John Adams, who helped write

Town of Barnes  
Aquatic Invasive Species Projects

Aquatic Invasive Species (AIS) Projects for 2024 are underway. The projects are planned and managed by volunteers on the AIS Committee, the Clean Boats Clean Waters (CBCW) Coordinator, BAISS and Diver Coordinators, and Social Media Coordinator.

The BAISS boat is the town-owned diver-assisted-suction-harvester (DASH) used on the Eau Claire Chain of Lakes to harvest plants known to be invasive species such as curly-leaf Pondweed and Eurasian watermilfoil.

The work for 2024 has been completed on the Headwaters of the Eau Claire Chain: Sweet, Shunenberg and Smith Lakes. There were 48 bags of curly-leaf Pondweed harvested through the efforts of certified divers and volunteer deckhands.

**Upper Eau Claire Lake** currently holds the “honor” of being the heaviest laden with invasive weeds such as curly-leaf Pondweed. It is critical to get these invasive weeds under control and/or eradicated as much as possible. New beds of CLP have been discovered this year. The BAISS pontoon boat is already stationed on Upper Eau Claire and will remain there until June 27<sup>th</sup>. Divers are working Monday to Thursday to harvest as much as possible.

**Lower Eau Claire Lake** has smaller beds of curly-leaf Pondweed but it is essential to keep it from spreading to the river leading to Gordon and beyond. The divers will begin harvesting here on July 1<sup>st</sup>.

**Middle Eau Claire Lake** harvesting will begin July 15<sup>th</sup>. Curly-leaf Pondweed beds are abundant in bays near the public boat ramp, with smaller beds found intermittently in the lake.

**The divers cannot dive without at least one volunteer on the pontoon.**

*Could you please find time to donate at least one 4-hour shift this summer?*

**What does a BAISS pontoon volunteer do?**

When divers harvest the weeds, they insert them into a vacuum tube that shoots the weeds back up into the pontoon.

Weeds land into a screened rectangle in which the volunteer simply scoops them out, tries to get water out of them, and then inserts them into a garbage bag hung next to the screen.

When a garbage bag gets full, the volunteer changes out the bag.

After returning to the dock the volunteer helps to carry the bags to the property owners’ designated roadside spot for pick up by another volunteer.

To learn more about the Barnes Aquatic Invasive Species please visit the Town of Barnes website and click on Committees/Aquatic Invasive Species. <https://Townofbarneswi.gov>

Click on Committees/Aquatic Invasive Species/Volunteer to register as a Volunteer to be kept informed of AIS Projects and to find the BAISS Schedule for 2024.

You can also email AIS Coordinators at [townofbarnesais@gmail.com](mailto:townofbarnesais@gmail.com)







Scholarship Night – Drummond High School



**CONGRATULATIONS JAMIE**

**The most team points for  
field events on the season!**

**VERY PROUD OF YOU**

# Crafternoons!

## Summer Schedule:

- Thursday June 20<sup>th</sup> 2:00 pm
- Thursday July 25<sup>th</sup> 2:00 pm
- Thursday August 8<sup>th</sup> 2:00 pm
- Thursday September 12<sup>th</sup> 2:00 pm
- Thursday September 26<sup>th</sup> 2:00 pm



**WORSHIP HOURS**  
10:00 a.m. Sunday



*Bible Studies*

Every Tuesday at 10:00 a.m.  
*Everyone Welcome*

3200 County Hwy N., Barnes, WI  
Phone: 715-795-2195

**BLESSED ARE WE  
AND OUR NEIGHBORS**

**BARNES COMMUNITY CHURCH FOOD PANTRY**


The Barnes Food Pantry is open the 2<sup>nd</sup> Wednesday of each month from 9:00 to 11:00 a.m. for persons living within 15 miles of the church.

*Please consider making a donation to  
The Barnes Food Shelf.  
It is greatly appreciated.*

Please bring identification

We are located at 3200 County Highway "N", Barnes, WI  
at the Barnes Community Church.  
- For further information call - 715-795-2195

(For a map to the food shelf visit:  
[www.barneswi.com](http://www.barneswi.com))



**July 4 th Pancake Breakfast**

Sponsored by Barnes Christian Men

8:00 AM – 11:00 AM

Adults \$8 Children \$4 Under 5 Free

**Barnes Community Church**

Located East of Highway 27 on County Road N



**BARNES COMMUNITY CHURCH**

3200 COUNTY HIGHWAY "N"  
BARNES, WI 54873  
715 795-2195 voice  
715 795-2192 fax  
bcc1@cheqnet.ne

[www.BarnesCommunityChurch.com](http://www.BarnesCommunityChurch.com)



**BIGTHANKS**  
TO YOU ALL  
FOR YOUR SUPPORT



**CHECK OUT OUR SPECIALS,  
HOMEMADE SOUPS and  
BAKED GOODS**



**CHECK OUT OUR NEW LOGO  
LOOKING FORWARD TO  
SEEING YOU ~**

**We'll be open Tuesday, July 2nd  
But closed on the 4th of July. HOWEVER, we will be  
selling ice cream on July 4th during the parade.**



**SUMMER HOURS**

**7:00 a.m. to 2:00 p.m. Wed - Mon  
Closed Tuesdays**



**Bloody Mary's - Mimosas  
Peppermint Schnapps**

**Find us on Facebook: The Koffee Kup**

**Trivia Answer # 1: May flowers**



**3893 County Hwy N  
Barnes, WI 54873  
715-795-2155  
Tiffanyssalon@hotmail.com  
Full Hair Salon / Redkin Products**

**Monday - 9:00 AM - 5:00 PM  
Tuesday - 9:00 AM - 5:00 PM  
Wednesday - 9:00 AM - 5:00 PM  
Thursday - 9:00 AM - 5:00 PM  
Friday - 9:00 AM - 5:00 PM  
Saturday - CLOSED  
Sunday - CLOSED**



**Deer Grove Resort**

**On Upper Eau Claire Lake  
Jeff and Maureen Fullington  
Owners**

**3225 Deer Grove Road  
Barnes, Wisconsin 54873**

**715 795 2526**

**2024 Online Pricing:**

- **Business Card +: \$ 10 Mth or 3 Mth \$ 25**
- **1/4 Page: \$15 Mth or \$40 for 3 Mth**
- **1/2 Page: \$ 20 Mth or \$ \$50 for 3 Mth**
- **Full Page: \$ 50 Mth**
- **Garage / Estate Sales \$ 5**

# CONGRATULATIONS

STEVE AND JULIE



"I got your six"



**You've got it all !!**



Love

*Best Friends*

Perfection

Kindness

So happy to announce the marriage of Stephen Vanderburg and Julie Johnson. They have been engaged for 10 years. The wedding will take place July 13 at their home on Middle Eau Claire Lake. The ceremony is at 2:00 with reception to follow.

**Come and help us celebrate!**

Hawaiian Theme  
Ceremony 2:00 - Live Music 3:00  
At our home: 2875 Lake Road - Barnes, WI  
Food and Beverages Provided  
Bring a chair if you wish



He finally said yes

Compassion

Moral Support



**Justin Christenson**  
General Contractor

**CHRISTENSON CONSTRUCTION**

NEW HOMES • REMODELING • ROOFING • SIDING • DECKS  
FULLY INSURED • LICENSE #1163070  
(715) 580-0367 • [jchristensonconstruction@gmail.com](mailto:jchristensonconstruction@gmail.com)  
[www.jchristensonconstruction.com](http://www.jchristensonconstruction.com)

Der Jerome

**DBA Jerome Excavating, LLC**

Small loads of gravel, topsoil & rock  
Stump Removal  
Mini Excavator, Skid-steer, Small Dump Truck  
715-739-6245 or 715-580-0216



9185 Cty Hwy N  
Drummond, WI 54832  
Email: [deljerome@cheqnet.net](mailto:deljerome@cheqnet.net)

**FREE ESTIMATES**  
**BONDED & INSURED**



**PLACE YOUR AD HERE**



**ELITE PORTABLE TOILETS**

715-398-0111  
South Range, WI





DRUMMOND PUBLIC LIBRARY

# JUNE NEWSLETTER

## EVENTS CALENDAR:

Storytime Tuesdays:

4<sup>th</sup>, 11<sup>th</sup>, 18<sup>th</sup>, 25<sup>th</sup> @ 2:00pm



## Noteworthy:

### “1000 Books Before Kindergarten”

Folders are now ready! A free and easy-to-use incentive-based program for parents and caregivers with children, ages birth - 5 years to promote early childhood literacy.



In scenic Granite Harbor, life has continued on—quiet and serene—for decades. That is until a local teenager is found brutally murdered in the Settlement, the town's historic archaeological site. Alex Brangwen, adjusting to life as a single father with a failed career as a novelist, is the town's sole detective. This is his first murder case and, as both a parent and detective, Alex knows the people of Granite Harbor are looking to him to catch the killer and temper the fear that has descended over the town.

The back patio is now open during the beautiful days this summer! We have nice, NEW patio furniture. Brought to you in part by the “Building Strong Libraries” grant from Bayfield County Library Committee.



The 1,000 Books Before Kindergarten program is a nationwide challenge that encourages parents and caregivers to regularly read aloud to their children. By reading just one book a night, families can reach the 1,000 book goal in three years and provide their children with essential early literacy skills.

Research shows that the most reliable predictor of school success is being read to during early childhood. Reading to children from an early age can help close the vocabulary gap and prepare children to enter kindergarten with the skills they need to succeed. Most importantly, sharing books with the children promotes a lifelong love of books and reading.

The 1,000 Books Before Kindergarten program is available to all families with children between the ages of birth and five years. Registration is open.

Photos and milestones with incentives for our young readers are to be displayed in the library and on social media.

For more information, contact the library at the information listed below.

The program is free of charge.

Drummond Public Library  
14990 Superior Street  
Drummond, WI 54832

[drummondwiLibrary.org](http://drummondwiLibrary.org)  
[drumlib@drummond.wislib.org](mailto:drumlib@drummond.wislib.org)

Phone: 715-739-6290




## Drummond, Wisconsin Choir to Sing with Foreigner

May 20, 2024 by Pat Brink



*We are so proud of you*



DRUMMOND, Wi — The band Foreigner will be at the DECC this September. The group will have a local high school choir join them onstage to sing with the band. Four local schools were competing for this honor and this morning the winner was announced on KQDS radio.

The top vote-getter to sing with Foreigner was Drummond High, a small school with 47 of the 100 students in the choir.

Drummond's Choir teacher, Nick Kuka found out the contest results this morning.

"I had a high schooler come busting in my door singing "I want to know what Love is at the top of his lungs," said Kuka.

It wasn't just the students who were excited.

"Our School has cameras, said Kuka. "You would have seen me running at full speed up and down the hallways telling as many people as I could. "

# BAHA

BARNES AREA HISTORICAL ASSOCIATION, INC.

# SUMMER FESTIVAL

**SUMMER FESTIVAL**  
**SAT. JULY 27. 2024**

**Noon TO 4PM**

**Food, Beverages and Fun \* 4 Big Meat Raffles throughout the day starting at Noon - \$2.00 per ticket-6 for \$10.00 \* 50/50 Raffle \* BIG CASH RAFFLE \$20.00 a TICKET Drawing at 3pm**

## 4 BIG MEAT RAFFLE BOXES

Boxes include selections of fresh produce, beverages, assorted meat-poultry and seafood, prepared and canned foods, dairy, sweets and more!



## Big Ca\$h Raffle

Drawing at 3pm  
\$20.00 per ticket.  
Only 500 tickets sold!





## Cole Trosen named Class of 2024 Valedictorian

Cole Trosen has sage advice for other students at New Richmond High School, sharing that "while it is important to prioritize school work, sports, and activities, it is also okay to prioritize yourself. You can say no to helping with things, you can take time for yourself, and you can do what makes you happy. It's your life; you decide what to do with it." As a student at NRHS, Cole has been able to learn the importance of time management to be able to juggle all of his commitments while also ensuring he can find time to do what makes him happy. Cole reflects, "Being able to get involved with dance at such an intense level, while prioritizing school and other activities, gets to be a lot. But I found what makes me happy: dancing and spending time with family and friends. Setting time aside for the things that fill my cup every day helps me find the motivation to do the things that are more challenging or time-consuming."


As Cole mentioned, spending time with his family is one of his priorities. Cole's parents are Nicole and Christopher Trosen, and he has a sister, Kaylin, and a brother, Carson. He credits his family as being the most influential people in his life as his parents have supported him in all his dreams, and his sister has been a model of passion and dedication. She has served as a mentor for Cole, and Cole shared that he admires his brother for what a kind heart he has.

The moments Cole truly enjoys the most are spending quality time with his family, including dancing with his sister and attending his brother's baseball games, while also making memories around a campfire. Cole also enjoys spending time with his two dogs, Lily, a miniature American Eskimo dog, and Addie, a Wirehaired Pointing Griffon. It makes sense that, if given the opportunity to change one thing about the world, Cole would like to create a culture that is less focused on jobs and monetary worth and instead reshape this focus into finding time to spend with the ones we love.

Throughout his high school career, Cole's involvement has been multifaceted. He was on the cross-country team all four years and was captain for two of them. Cole has also been in dance with Short Dance Studios for twelve years, and this experience culminated in a remarkable opportunity to perform with the Joffrey Ballet in New York City, an experience that solidified his desire to continue pursuing dance in the future. Cole has also been a part of SAFE Youth, serving as an ambassador, as well as holding the role of treasurer in Key Club. Cole has also been Vice President for the class of 2024, a member of Jazz Band, and an STS (Student-to-Student Mentor) for three years, including experience as a "mentor-in-charge" the past two years. He has also supported other students with academics as a Spark tutor, is a member of the National Honor Society, and has been in the marching band for two years.

In addition to all of the above, Cole has also challenged himself by taking numerous advanced courses, such as UWRP Chemistry, UWRP Psychology, UWRP Calculus I, UWRP Calculus II, AP Language, and AP Macroeconomics. Cole reflects that he is "very grateful for the many opportunities provided to me by my teachers, counselors, and club advisors. I am also very thankful for the experiences I have had outside of school during my high school years. I was always getting involved with something or another, so I would say my high school experience was eventful and rewarding." The best part about high school, for Cole, was getting to spend time with his friends and meeting new people. His next steps are to attend Butler University to receive a Bachelor of Fine Arts in dance while following the Pre-Physician Assistant track.

When asking Cole about his favorite and least favorite foods, the answers were easy. He loves popcorn and hates any type of seafood. His favorite songs are Noah Kahan's "All My Love" and Usher's "Yeah!" Caitlin Clark and Derek Hough



OPEN MEMORIAL WEEKEND THRU LABOR DAY

Friday-Saturday 11:00 a.m. to 4:00 or by appointment

For an appointment please contact Sally Pease or Steve Lynch

WE ARE STILL LOOKING FOR VOUNTEERS !!

Located on the corner of Hwy N and Lake Road

Check the BAHA website for any upcoming events (<http://bahamuseum.org/>)

Follow us on Facebook



STAY TUNED FOR  
UPCOMING EVENTS  
AND INFORMATION

### Barnes Area Historical Association, Inc.

Barnes, WI 54873

Barnes Area Historical Association, Inc. (BAHA) was established in 2005 by area citizens who are dedicated to preserving the history of the Barnes Area through education and preservation.

The Barnes area consists of the Town of Barnes and includes the areas of: Brule, Cable, Drummond, Gordon, Hayward, Highland, Iron River and Solon Springs.

The BAHA monthly board meetings are usually held on the third Thursday of the month at 9:00AM in Barnes at the VFW Hall on Lake Road. All BAHA members are encouraged to come to these meetings and participate in the discussions.

Our first and foremost project will be to continue to plan for our history center.

The Annual Meeting is held on the third Thursday in October of each year at the VFW Hall.

We have our 501 (c) (3) number and are a valid non-profit organization.

Any donations made to BAHA are tax deductible.

We invite everyone to join BAHA and participate in our projects. Members do not need to be current or former residents of Barnes.

Single yearly membership - \$15.00;

Family or couple yearly membership - \$25.00

Other membership categories are available upon request

Please contact our Secretary, Lu Peet  
(715) 795-3065 email: [lupeet101343@gmail.com](mailto:lupeet101343@gmail.com)

### SPONSORED EVENTS:

- Summerfest / Raffle
- Winterfest and Big Cash Raffle
- ODHA
- Gordon MacQuarrie Pilgrimage Tour

## BAHA MUSEUM GIFT SHOP CALL FOR APPOINTMENT

**GIFT SHOP COORDINATOR:**  
**Sally Pease**


Are you looking for a special gift for a Birthday, Anniversary, Get Well, Thank You, or other occasion? Be sure to check out the new display of items in the Gift Shop. You'll find a wide array of interesting items for all ages:

- clothing items
- wood crafts
- a range of books by MacQuarrie, Ojibwe authors, and local writers
- Barnes Centennial glassware and other items
- note cards
- walking sticks
- items for the home and outdoors; and much more

There are practical items, decorative items, items linked to the history of Barnes, and some that will be "just plain fun" to own!

Whether it's a gift for YOU...or a gift for OTHERS...you're sure to find the perfect choice! Come and Explore!

Here's a peek at some of what you'll find when you visit!



As the renovation of the Pease One-Room Schoolhouse keeps moving ahead, we continue to search for early schoolhouse items to complete our "replica early 1900s classroom room" within a portion of the building. Artifacts related to all of Barnes' early schoolhouses will be displayed throughout the building, along with historical documents, photographs, collected memories, etc. Our hope is to educate and inspire an understanding of what "life within these schools" was like for students, teachers, and community members.

\*\* If you have any items that might be in need of a "new home", please let me know. They will be warmly welcomed into our schoolhouse and greatly appreciated! I will happily arrange to pick up any items and cover any costs that might be involved. If you have any relevant items that are not on our list, please let me know. I'd be interested in learning more about them!

Updated list of Items being sought for the Pease One-Room School:

- Early US Flag [for wall mount with pole]
- Hand-held slate boards; Erasers & box of chalk
- Organ stool
- Old textbooks – K-8 grade levels [pre-1940]
- Kerosene lamps [wall-mounted style and hanging style]
- Water dispenser [5 gal. pottery with spigot or similar]
- Table model, battery-powered Radio [for "School On the Air" programs]
- Lunch buckets, pails, boxes
- Globe [pre-40s would be interesting - we have one dated to the 70s]
- Cursive writing scroll and other classroom teaching resources
- Small teacher's desk or table
- Two full body mannequins: one adult female [for the schoolhouse teacher; one elementary age child/student]
- Early 1900s garments [dress for the teacher; daily school clothing/wear for a young girl or boy. Written "memories" Yours, or stories from your parents, your grandparents of "The One-Room School house Days"...as a student, as a teacher; traveling to school; recess games; rules & responsibilities; favorite subjects, etc.

**Thanks for your help!**



**FLOWER AND LIL' STINKER are back at it.**

**I think they were out enjoying the nice spring that we had.**

**They are now learning about the Area Resorts**

**UFO CRAFTERS**

**Sorry folks, we don't have any updates for our great crafters...**



Barnes Area Historical Association, Inc.

5555 James Road  
Barnes, WI 54873

## MacQuarrie Books

The *Barnes area Historical Association (BAHA)*, as part of their Gordon MacQuarrie Program, publishes and offers four books of MacQuarrie authored stories that have never before been published in book form. Editor Dave Evenson has researched *The Milwaukee Journal / Sentinel* and all the outdoor sport magazines that had published Gordon's works and discovered many stories that did not were included in Zach Taylor's famous six books of MacQuarrie stories. Dave has produced these new books and they have become very popular additions to a reader's bookshelf and MacQuarrie personal collection.

In 2018, Dave produced *Right Off The Reel (ROTR)*. Gordon's byline at the Journal from 1936 through 1956 was titled *Right Off The Reel*, and among these many columns were a lot of stories about *The Old Duck Hunters Association, Inc.* This first book is full of stories about Hizzonor and Gordon and their many adventures and escapades taken from those columns.

Then in 2019, Dave created a second book of MacQuarrie's Milwaukee Journal columns titled *Dogs, Drink and Other Drivel (DDOD)*. *DDOD* brought many more stories from Mac's pen that have never before been read unless you received the Milwaukee Journal in his days at the Paper between 1936 and 1956. *DDOD* reveals stories that as Dave says are, "The further adventures of Gordon MacQuarrie" which would be a good subtitle for this new book.

In 2022, based on extensive research done by Keith Crowley when he wrote Gordon MacQuarrie's Biography *Gordon MacQuarrie: The Story of an Old Duck Hunter*, more magazine stories came to light so Dave produced a third book, *Found Stories of the Old Duck Hunters (FSODH)*. This book contains magazine stories not previously published in book form. This book has six Old Duck Hunters stories and twenty three stories about other escapades of Mac by himself with friends and associates. This book, added to the other two books, becomes an important second Trilogy of MacQuarrie stories.

These three books form a new triplicate and are available in hard cover and in a boxed set. Placed alongside a boxed set of the famous Zach Taylor Trilogy, it joins with to capture all of Mac's ODHA stories, hunting and fishing stories and stories of his friends and neighbors that he wrote for the newspaper and the various outdoor sporting magazines of his day, all in six books.

With access to all columns and magazine articles that Gordon ever wrote, Dave discovered a lesser known passion that Gordon had, muskies. Gordon had a large interest in muskie fishing and was abreast with the events of the world record muskies caught in his day. So, *MacQuarrie on Muskies (MOM)* became the fourth book, produced in 2023.

These books can also be ordered using the form on the backside or can be ordered online through the BAHA website [bahamuseum.org](http://bahamuseum.org) by clicking on "MacQuarrie" and then on "Bookshelf".



Barnes Area Historical Association, Inc.

5555 James Road  
Barnes, WI 54873

---

## MacQuarrie Books Order Form

### *RIGHT OFF THE REEL (ROTR)*

ROTR soft cover @ \$18.00 plus \$3.00 S&H, hard cover @ \$24.00 plus \$3.00 S&H

I would like \_\_\_ soft cover copies X \$21.00 totals \$ \_\_\_\_\_ (includes S&H)

I would like \_\_\_ hard cover copies X \$27.00 totals \$ \_\_\_\_\_ (includes S&H)

### *DOGS, DRINK & OTHER DRIVEL (DDOD)*

DDOD soft cover @ \$20.00 plus \$3.00 S&H, hard cover @ \$26.00 plus \$3.00 S&H

I would like \_\_\_ soft cover copies X \$23.00 totals \$ \_\_\_\_\_ (includes S&H)

I would like \_\_\_ hard cover copies X \$29.00 totals \$ \_\_\_\_\_ (includes S&H)

### *FOUND STORIES OF THE OLD DUCK HUNTERS (FSODH)*

FSODH soft cover @ \$23.00 plus \$3.00 S&H, hard cover @ \$29.00 plus \$3.00 S&H

I would like \_\_\_ soft cover copies X \$26.00 totals \$ \_\_\_\_\_ (includes S&H)

I would like \_\_\_ hard cover copies X \$32.00 totals \$ \_\_\_\_\_ (includes S&H)

BOXED SET of hard cover versions of ROTR, DDOD and FSODH @ \$115.00

I would like \_\_\_ Boxed Sets X \$115.00 totals \$ \_\_\_\_\_ (includes S&H)

### *MacQUARRIE ON MUSKIES (MOM)*

MOM @ \$12.00 plus \$3.00 S&H (soft cover only)

I would like \_\_\_ copies X \$15.00 totals \$ \_\_\_\_\_ (includes S&H)

Total order \$ \_\_\_\_\_

Ship to address

Name \_\_\_\_\_

Street address \_\_\_\_\_

City \_\_\_\_\_ State \_\_\_\_\_ Zip \_\_\_\_\_

Send your order along with a check made payable to BAHA at 5555 James Road, Barnes, WI 54873.  
Please allow 2 weeks for shipping.

**FIRE DEPARTMENT:** Fire Chief - Brock Friermood [brockFriermood@TownOfBarnesWI.gov](mailto:brockFriermood@TownOfBarnesWI.gov)

**Volunteer Members:**

Richard Renz  
Robert Skweres  
Damian VonFrank  
Greg Strasser  
Jacob Larson  
Jennifer Peterson  
Josh Peterson  
Leevi Frint  
Roseanne Peterson  
Whitney Jeanetta  
Zack Zepczyk



**AMBULANCE SERVICE:** Ambulance Director/Volunteer: Brett Friermood

at: [brettFriermood@TownOfBarnesWI.gov](mailto:brettFriermood@TownOfBarnesWI.gov)

**Full Time EMT's:**

Kaylee Silverness and Jake Coleson

**Volunteer Members:**

Sonia Von Frank  
Tom Renz  
Brandon Friermood  
Brock Friermood  
Robin Friermood  
Sarah Juleff  
Whitney Jeanetta

Trivia Answer # 7: The US entered WWI in Europe



**WE CAN'T THANK YOU ENOUGH FOR YOUR DEDICATION TO KEEPING OUR COMMUNITY SAFE**

**LET'S LET OUR FIREFIGHTERS AND AMBULANCE SERVICE  
ENJOY THE 4TH OF JULY THIS YEAR**



**STAY SAFE**

**FOLLOW THE RULES**



**BE COURTEOUS ON THE TRAILS AND ON THE LAKES**

**GO THE SPEED LIMIT**

**KEEP AN EYE OPEN FOR SWIMMERS, BOATERS, SKIERS**

**WATCH OUT FOR BIKERS AND RUNNERS**

**DO NOT DRINK AND DRIVE**





# New Senior Dining program starting up in Cable February 5!



## New Senior Dining location in Cable to open February 5

A new Senior Dining experience will open February 5. People 60 and over are invited to join us for lunch and so much more! Besides enjoying a nutritionally balanced lunch, senior dining offers an opportunity to catch up with neighbors, meet new friends and take advantage of health or benefits related programming.

You are eligible if you are:

- Aged 60 or older
- The spouse or domestic partner of someone aged 60 or older
- An adult with a disability, younger than 60, who lives with an eligible older person participating in the program

*Individuals under the age of 60 may sign up for the meal but will be required to pay the full cost of the meal.*

The program is partially funded by contributions from users of Senior Dining. A donation of \$3.00 - \$5.00 per meal is suggested. Why the range? We know that some people are struggling with rising living expenses, but some seniors are more fortunate, and their generous donations go to support their neighbors. All contributions are put right back into the program to provide more meals.

---

**Spread the word around and join us!**

**Food ~ Fellowship ~ Fun**

**Where:** Cable United Church of Christ  
13445 County Hwy. M, Cable, WI 54821

**Days:** 1<sup>st</sup> and 3<sup>rd</sup> Monday of every month

**Time:** Doors open at 12:00 noon  
Meal served at 12:30 p.m.

**Reservation Line or** 715-373-3396

**Questions:** (Please leave name phone number, preferred meal location and date you will attend)  
Reservations are needed to make sure there is enough food for everyone.



**WE ARE SORRY IF WE'VE MISSED HONORING ANYONE BUT YOU  
HAVE OUR DEEPEST SYMPATHIES, THOUGHTS AND PRAYERS**



Softly the leaves of memory fall.  
Gently I gather and treasure them all.  
Unseen, unheard, you are always near.  
So missed, so loved, so very dear.

No longer in our lives to share,  
But in our hearts You're always there.

**Our sincerest apologies for anyone we missed.**



# Gordon-Barnes Garden Club - June



Twenty-two women gathered at Barnes Town Hall on a beautiful Tuesday on March 19th. We talked about gardens and potting parties, and wished we could be doing instead of talking... alas, the doing still has to wait, but not as long as this time last month.

We finalized dates for our annual potting parties (there will be two this year). In the midst of what can be a harsh winter/spring, it's wonderful to be inside PLANTING! The greenhouses graciously (at no charge) keep the pots we assemble until the end of May when they are ready to be outside. We also made some decisions about our greenhouse tour in May which is an exciting highlight of our year.

The club takes responsibility for maintaining the plantings and pots that adorn Town Hall and the Town office building. We also are very involved in the new gardens at Tomahawk Park. Discussion produced volunteers to head those activities. The club now issues membership cards which can be used at local greenhouses for discounts. Sooooo, we can buy more flowers!!

After our business meeting, our guest speaker, Nancy Walsh, a physical therapist at Tamarack Health in Hayward, and a Barnes resident herself gave us a wonderful presentation. She talked about and demonstrated ways to prevent injury and maintain spinal and joint health when gardening. She brought her own gardening tools and showed the right way to use them. We were excited to learn, but we were also a little embarrassed because we'd been making some real mistakes. It was helpful and a perfect introduction to the planting season.

Next month's meeting will be two-fold. The first potting party will be at Nature's Design in Hayward April 16<sup>th</sup> at 10:00, and the second will be at Wentworth Greenhouse April 23<sup>rd</sup> at 9:30. Join us if you're interested in getting a real taste of spring.

Follow us on Facebook:

[gordonbarnesgardenclub@facebook.com](https://www.facebook.com/gordonbarnesgardenclub)

For more information please contact:

Bonnie Dealing at: [bonniedealing@gmail.com](mailto:bonniedealing@gmail.com)

## FRIENDS OF OLYMPIC NATIONAL PARK

Thank you for sharing Sara

**You should never pick a trillium. Here's why:**

- It takes 9 years after germination for a trillium to flower.
- Each flower yields only ONE seed pod each year.
- Each plant can live up to 25 years, and gains all of its nourishment for the remainder of the year during the spring when its leaves are present.
- Trillium are propagated by ANTS. Not bees, the wind, or birds. The seeds are covered by a sweet coating which entices the ants to carry seeds underground into their colonies. After eating the coating, the

**Every trillium  
in the forest  
is essentially a  
little miracle.**



# Gordon-Barnes Garden Club - July



Tuesday June 19<sup>th</sup>, our club turned out en masse to hear our guest speaker, Wendy Doyle. After a wonderful variety of desserts including rhubarb (hello calorie overload), we got our business over with very quickly. Then we were ready to settle back, listen, and take notes!

Wendy is a horticultural therapist, a landscape designer and a free-lance photographer. She has worked for Gertens, a large nursery and landscaping concern in the Twin Cities, and her knowledge of all things horticulture is amazing. Her topic this presentation was using trees, shrubs, and grasses in our gardens and yards.

Not only is Wendy's knowledge of her subject vast, but her presentation is a lot of fun! She combines knowledge with the personality of a stand-up comedian!

We laughed and took notes furiously. We all hope she graces us again with more of her help and style.

After the presentation and Q&A, we had our spring plant exchange. It's kind of like a rummage sale only with plants. One person's throwaway is another person's treasure.

Next month, we are going to Duluth to tour the gardens at Enger Park and to visit the Rose Garden. Everyone is looking forward to that time. That tour will be on July 16<sup>th</sup> if you're interested in testing us out with no commitments.


By the way, it's never too early to train new gardeners. My granddaughter is now 23 and is still a good gardener.

**Follow us on Facebook:**  
**[gordonbarnesgardenclub@facebook.com](mailto:gordonbarnesgardenclub@facebook.com)**

**For more information please contact:**  
**Bonnie Dealing at: [bonniedealing@gmail.com](mailto:bonniedealing@gmail.com)**



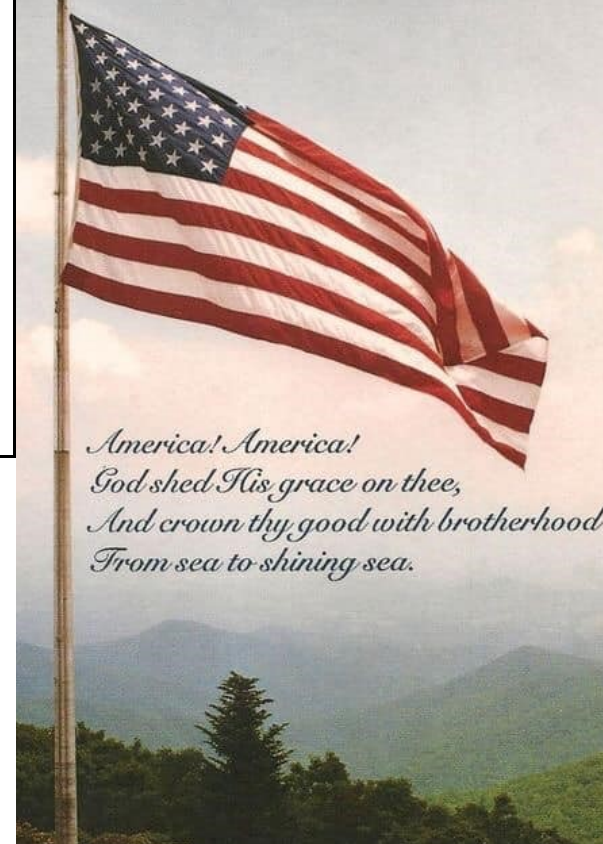
**Trivia Answer # 8: The American Civil War**



Your cooperation is greatly appreciated.

**IT'S THAT TIME AGAIN!**

Boaters, please remember to remove all mud & weeds from your boats. Drain bilge, live well and motors. Help us prevent the further spread of invasive species. If you would like to further help, consider volunteering to check boats at a local landing this summer.



**BROWN RECLUSE SPIDER**

At this time of year, this is worth seeing. Show this picture to your spouse, your kids, grandkids, and friends. It could save their lives. Remember what this Spider looks like and be careful while cleaning, as told below.

It's summertime & cleanup is going on. Be careful where you put your hands. They like dark spaces & woodpiles. Also, cool areas in the attic....

The Brown Recluse Spider is the most dangerous spider that we have here in the USA. A person can die from its bite. We all should know what the spider looks like.

Please be careful. bites are dangerous and can have permanent and they like the darkness and tend to live in storage sheds or attics or other areas that might not be frequented by people or light.



710-000-2017

Call today  
for a new  
roof!

# HAYWARD ROOFING

*A division of Local Roofing, LLC*



[www.HaywardRoofing.com](http://www.HaywardRoofing.com)

**Licensed. Insured. Awesome.  
We also appreciate referrals!**





### June Birthdays

- Kristi Frierhood 6/3
- Kodi Frierhood 6/10
- Kevin Friernood 6/13
- Kat Roesler (Deb Frierhood) 6/12
- Chris Hunter Dancher 6/20
- Matt Hanson 6/23
- Janice Christenson 6/24
- Mike Frelichowski 6/25
- Courtney (Frierhood) Liable 6/26
- Matt Frierhood 6/28
- Leandra Frierhood 6/28
- Laurisa Richardson 6/28
- Cathy Schacht 6/28

### July Birthdays

- Linda Clark 7/1
- Steve Vanderberg 7/5
- Bill Frierhood 7/6
- Ginger Bluem 7/8
- Vanessa Sarkauskas 7/8
- Lisa Rae DiPlacido 7/10
- Joyce Frierhood (RIP Mom) 7/10
- Bill Sarkauskas 7/15
- Bill Frierhood (RIP Dad) 7/16
- Nate Stepp 7/17
- Julie Ann Pullar Johnson 7/18
- Sean McCaughn 7/20
- Jeff Hurula 7/20
- Jeff Pangalo 7/28

Happy Birthday  
Happy Anniversary  
and  
Congratulations  
to everyone we missed



HAPPY 50TH ANNIVERSAY  
MIKE & LAURENE PETERSON  
CONGRATULATIONS

Trivia Answer # 2: 29

### ANCHOR YOUR BOATS HERE



**J&M Storage**  
**Jeff Johnson**

53060 Hwy 27  
Barnes, WI 54873  
Phone: 612-803-0775

#### STORAGE FOR:

Personal Items, Boats, Pontoons, ATV's,  
Snowmobiles, Personal Watercraft and



Caretaking  
Spring/Fall Clean-up  
Lawn Care  
Exterior Staining/  
Painting  
Pressure Washing

Jake Schiess 920-737-6351

# WE NEED YOUR STORIES!!!!!!!!!!!!!!!!!!!!

 **THE WINDSOR**  
50750 Outlet Bay Rd  
Barnes, WI  
715-795-2315



## *THURSDAY BANGO*

Tuesday - Saturday  
4:00 p.m. - 10:00 p.m.  
Join us for Sunday Omelet Bar 9 - 12

## **Del Jerome DBA Jerome Excavating, LLC**

Small loads of gravel, topsoil & rock  
Stump Removal  
Mini Excavator, Skid-steer, Small Dump Truck

715-739-6245 or 715-580-0216

9185 Cty Hwy N

Drummond, WI 54832

Email: deljerome@cheqnet.net



**FREE ESTIMATES  
BONDED & INSURED**

Trivia Answer # 10: The Chernobyl nuclear explosion

MORE MEMORIES TO COME

.....  
*The Barnes Trading Post*

**Barnes VFW Post 8329**

**Pease Resort**

**The Cabin Store**

*The Enchanted Inn*

Hilltop Bar and Grill (Fresh Air Post office)

**Boulder Lodge**

**Tracks Inn**

Formerly - Doorn's; Sages; Grilley's

*Robinson Lake Bar (Fahrner's Resort)*

**Sand Point Supper Club**

**BAHA Museum (Northwoods Tap, Red White and Blue; Goetz's; Millers)**

Blanc

**Barnes Town Hall**

*Sunset Resort*

**Ellison's Resort & Sylvia's Tavern**

**Tiffany's Salon (Debbie's Hair Design)**

**Jim Johnson Construction**

**Georgia's (Skoglunds)**


Lyndale Bay Resort

**Tall Pines Bar and Grocery**

**Traut's Resort**


*Frontier Supper Club*

**Cheesie's Lakeview Resort**



This year is no different than any other so please be sure your pet's shots are up to date, including Lymes, make sure their license is current and that the rabies tag is on their collar. Check the Town of Barnes leash and public area laws to keep your dog safe. If you're just moving to the area, your dog must be on a leash when walking or in public, and, you must have a local License tag. Visitors, please keep your tags up to date and your pet on a leash. You can get the license applications at the Town of Barnes office. Reminder: Kitties need their rabies, distemper, lymes shots and frontline/collars too! (even if they're inside kitties.) SERESTO IS A FANTASTIC PRODUCT FOR CATS AND DOGS .

**PLEASE** remember to walk with your dog on the **DITCH** side of you. Walk against traffic and allow room for the passing cars. It's for their safety



**ADOPT !!!**

**Northwoods Humane Society**

10812 N. O'Brien Hill Road  
Hayward, WI 54843

Phone: 715-634-5394

Hours:  
Tuesday through Saturday  
11:00 a.m. to 3:00 p.m.

**PLEASE REMEMBER...**

**Pets are not just presents or toys**

**THEY ARE A LIFETIME**

**NORTHLAND VETERINARY SERVICES**

Dr. Monica Brilla # 715-372-5590  
8560 Topper Rd, Iron River

**HAYWARD ANIMAL HOSPITAL**

Dr. Todd Ostrander # 715-634-8971  
15226W Cty Rd B, Hayward

**NORTHSTAR VETERINARY CLINIC**

Dr. Sammi Pumala # 715-739-6823  
152545 Old 63 N, Drummond

**SEELEY VETERINARY CLINIC**

Dr. Puzia # 715-634-5996  
12942W, W Cty Hwy OO, Hayward  
www.seeleyvetclinic.com

**PUPPY LOVE PET STYLING BOUTIQUE**

# 715-634-0122  
10506 Wisconsin Ave., Hayward

Mon: 8:00 – 5:00  
Tue: 8:00 – 5:00  
Wed: Closed  
Thu: 8:00 – 5:00  
Fri: 8:00 – 5:00  
Sat: 8:00 – 5:00  
Sun: Closed



**Trivia Answer # 9:  
Daisy & Sweet Pea**

**LEADING EDGE VETERINARY CLINIC**

# 715-934-9055  
10120 County Hwy M, Springbrook  
info@leadingedgevets.com



Leading Edge Veterinary Services provides care to small and large animals in Northwestern Wisconsin. We take pride in providing all animals with exceptional and compassionate veterinary care.

The clinic site is conveniently located at N10120 County Hwy M in Springbrook, WI and has the ability to handle both small (dog and cats) and large animals (horses, goats, cows). Our large animal veterinarians also travel throughout Northwestern Wisconsin providing routine and emergency care for cattle, horses, small ruminants, pigs, poultry, and camelids.

For those of you, like me, didn't know what Ruminants or Camelids were...

- Ruminants include cows, sheep, goats, moose, camels, deer, giraffes, and buffalo.
- Camelids include camels, llamas and alpacas, vicunas and Guanaco's (along the lines of an alpaca or llama)



Our babies love us without condition. They help us without effort. They heal our hearts and spirits and **NEVER** ask for anything in return, **except LOVE.....**



**GOD  
BLESS  
OUR  
CANINE  
VETS**



# OUR DEEPEST SYMPATHIES TO THOSE WHO HAVE LOST THEIR BELOVED PET



**PLEASE PAY ATTENTION TO YOUR BABIES NEEDS** - Whether cold or hot weather you need to pay attention to the elements. Their paws can get burned from the hot black top or the ice and snow when taking them for a walk or just leaving them outside.

Warmer weather is coming, cold weather hasn't left us yet and they count on your to know when to let them out and how long to leave them out.




Leaving animals outside is nice during mild weather, but **PLEASE**, do not leave them out in the cold or in the heat.

**If you feel you don't have a choice.....**

**YOU DO! FIND IT !!!!!**

**Pets like to go where it's warm, and for those with floor vents, this is something to be mindful of. AND,**

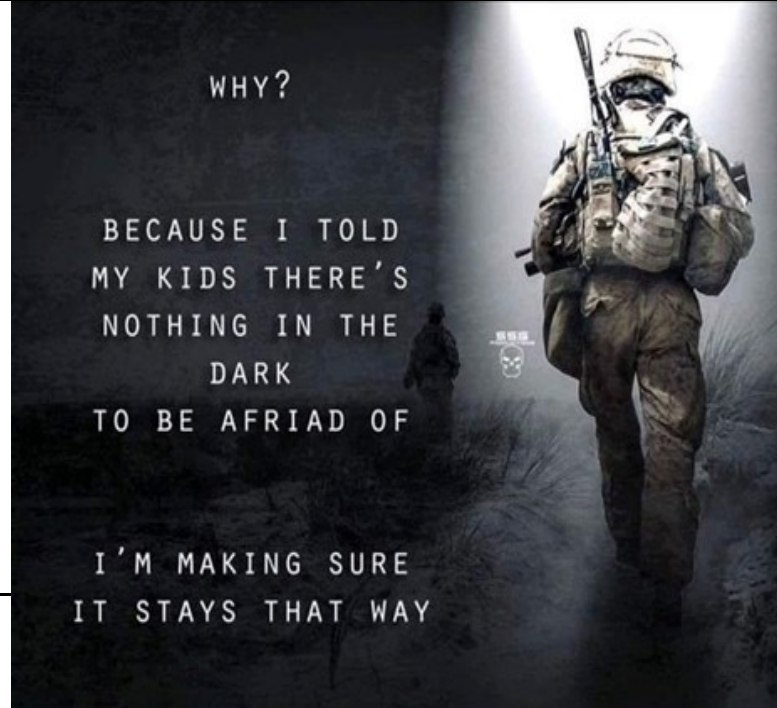
**keep an eye over the summer months as they may seek the cool air of the air conditioner.**



And how are YOUUU TA-DAYYY ?







WHY?

BECAUSE I TOLD  
MY KIDS THERE'S  
NOTHING IN THE  
DARK  
TO BE AFRIAD OF

I'M MAKING SURE  
IT STAYS THAT WAY

## BARNESTORMERS

**Barnes WI Snowmobile Club**  
**We would love to have you!!!!**  
Check us out on Facebook



## LAKE COUNTRY ATV CLUB

3025 East Shore Road  
Barnes, WI 54873



Dues:

Commercial \$ 25  
Family \$15  
Single \$ 10

Kelly Webb, President  
Vice President: Jeff Johnson

IT'S TIME TO TAKE  
AN INTEREST IN OUR  
TOWN !

GET INVOLVED  
JOIN A CLUB  
HELP MONITOR OR  
CLEAN UP THE BOAT  
LANDINGS

WRITE TO THE TOWN  
OFFICE WITH YOUR  
CONCERN\$ OR SEND  
THEM TO ME.

WE NEED YOUR HELP  
WE CAN'T DO IT



# BARNES BOOK CLUB



## GENEALOGY

It is so important to have a connection with your family tree. Not only does gathering information make it easier for your children to pick up the process, it will spark something in you that you didn't realize you were looking for. Start with your immediate family, branch to your grandparents and then just keep reaching further back.

Several websites are out there to help start your project:

**Order your starter kits from: [easygenie.org](http://easygenie.org)**

Start your Family Tree Today.  
Don't wait!

Your loved ones won't always be there to tell the stories and provide the information.


Ancestry.com  
Genealogy.com  
My Heritage.com  
FamilySearch.org  
GenealogyBank.com



**TRUST ME  
IT'S WORTH IT !**

## PRINTING YOUR FAMILY TREE - WE'RE ALMOST THERE

## SAVING A SPOT JUST FOR YOU TO SHARE YOUR FAMILY TREE EXPERIENCE



WALTER CROCKER  
PLYMOUTH ROCK, MASS  
July 1842

It's amazing what you can come across. Left is part of the Pease family. My Grandmother, Blanche (Pease) Frierwood was the daughter of Lucius and Laura Pease (his first wife).

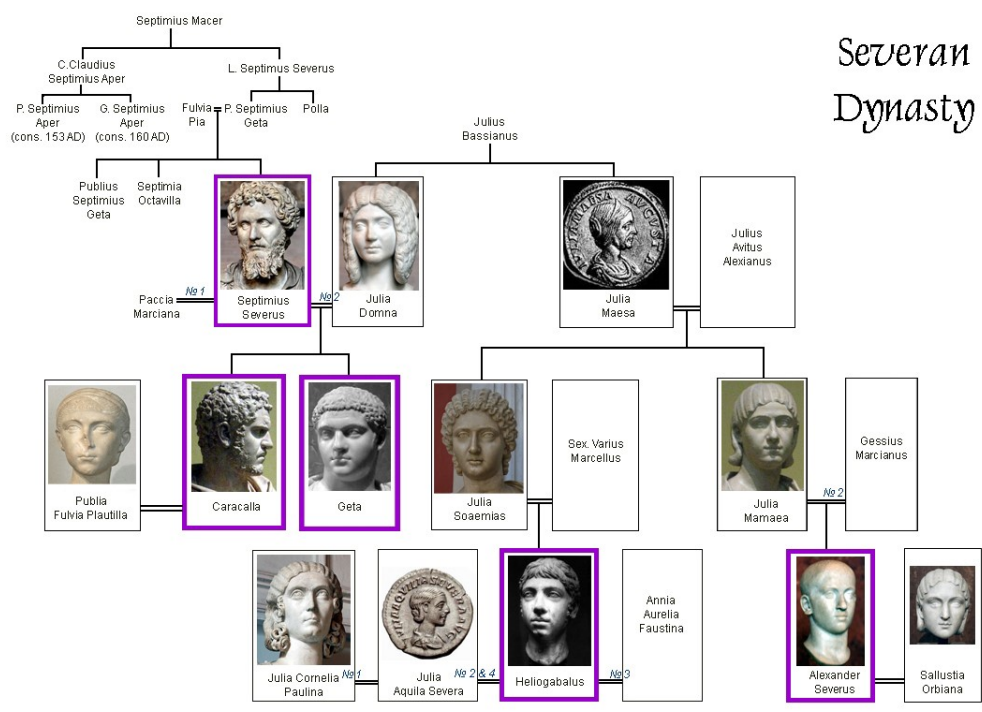
The signature date is 1842



IN AUGUST WE'RE BRINGING SOME GREAT STUFF TO THE TABLE FOR SEARCHING AND PRINTING



## Severan Dynasty

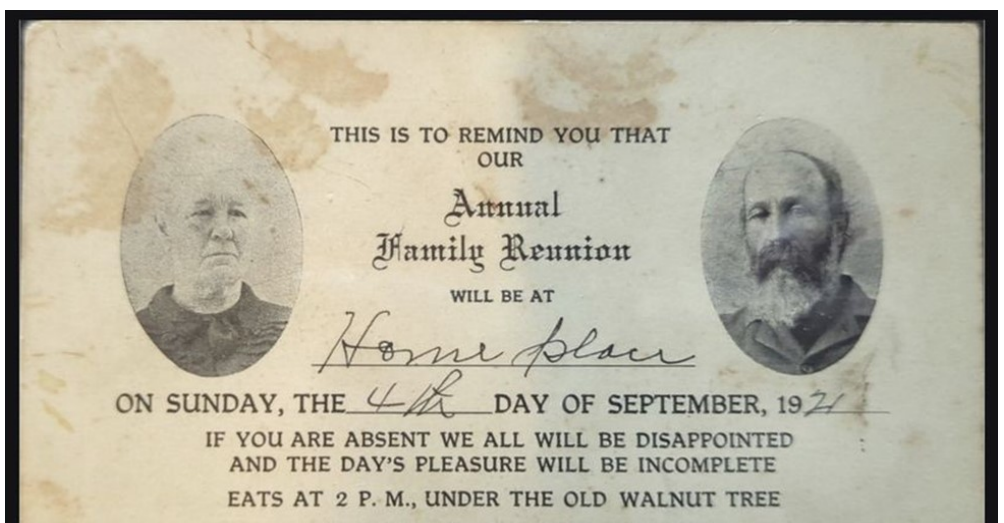


My mom's (Joyce Frierhood) family is from Michigan and they've had a family reunion every year since 1921, "formerly" since 1924 so they are celebrating the 100th Stuhr-Schwerin Reunion this summer.

One of my best memories is taking her to Michigan for the reunions when I could. I treasure that time I was able to spend with her and meet distant aunts, uncles and cousins.

**Fun fact:**

Mom & Viola Frierhood were actually cousins before they were sister-in-laws. Mom was from the Stuhr side and Viola was from the



Authorized licensed  
"Recreational Vehicle  
Registration Center"

**SPRING HOURS**

**Store Hours:**  
Sun-Thurs 7am to 6pm  
Friday-Sat 7am to 7pm

**Bar & Kitchen Hours:**

**Monday & Tuesday**  
Bar: 10am to close  
Kitchen: 11am-5pm

**Wednesday:**  
Bar: 12pm to close  
Kitchen: Closed

**Thursday:**  
Bar: 10am to close  
Kitchen: 11am-6pm

**Friday-Saturday-Sunday:**  
Bar: 10am to close  
Kitchen: 11am-9pm

# CABIN STORE

HUNTING & FISHING LICENSES  
INFORMATION STOP \* ICE \* MOVIE RENTALS  
WISCONSIN LOTTERY \* GROCERIES  
FULL LIQUOR BAR \* FOOD AVAILABLE  
SMOKING PAVILLION

Gas, Oil, and On & Off Road Fuel Available

**WELCOME FISHERMEN**

WELCOME  
HUNTERS &  
FISHERMEN



**ALSO AT THE CABIN STORE**

On-Off sales of beer and liquor. A wide variety of grocery products including canned goods, dry goods, frozen items, candy; a good variety of ice cream, snacks, cheeses and other dairy products. First aid supplies and home remedies.

Try our new Coffee Bar: get a Coffee to go or hot chocolate or Cappuccino.

Bait Store with assortment of bait, Including minnows, leeches, worms, crawlers and waxies—nice assortment of tackle.

Trivia Answer # 3: The sinking of the Titanic

# BUYING OR SELLING?



## Elliott Hough

Cell: 715-979-1267

Office: 715-634-6237



Area North Realty

FOLLOW ME ON [facebook](#) 

EMPTY REFRIGERATORS, FREEZERS, WINDOW AIR CONDITIONERS (Full Size) \$ 20.00  
 EMPTY REFRIGERATORS, FREEZERS (SMALL) \$15.00  
 PROPANE TANKS: MUST BE EMPTY 20# \$5.00 / 30# \$10.00 / 100# \$ 20.00  
 STUFFED CHAIRS; \$15 EACH  
 COUCHES/LOVESEAT: \$ 30.00 EACH  
 MATTRESS/BOX SPRING-ANY SIZE \$20.00 EACH  
 HIDE-A-BED/SLEEP SOFA: \$30.00 W/O MATTRESS / \$ 45.00 WITH MATTRESS  
 TIRES: CAR/LIGHT TRUCK \$10 EACH - WITH RIM \$ 12.00 EACH  
 LARGE TIRES;TRUCK/TRACTOR -- \$\$ DETERMINED BY ATTENDANT  
 TELEVISIONS AND COMPUTER EQUIPMENT NOW CHARGED BY WEIGHT, NOT SIZE  
 MISC. FURNITURE; (TABLES, CHAIRS, ETC.) \$5.00—\$10.00 EACH  
 PLASTIC LAWN CHAIRS: SMALL \$ 2 EA / LARGE \$ 3 EA / TABLES \$4 EACH  
 CARPETING, PADDING, RUGS, DEPENDING ON SIZE; \$20.00 AND UP  
 DEHUMIDIFIERS / COMPLESSORS \$ 15 EACH  
 FLOURESCENT BULBS 8 FOOT; \$5.00 EACH  
 ELECTRICAL APPLIANCES: (STOVE, WASHER, DRYER, MICROWAVE, WATER HEATER BBQ GRILLS) \$5.00 EACH  
 BATTERIES, METAL, GRASS CLIPPINGS, PINE NEEDLES, BRUSH AND CLEAN WOOD: FREE  
 BUILDING MATERIALS /DEMOLITION WILL BE CHARGED \$ 54 / CUBIC Yd. EXAMPLE: A 5'8'2" TRAILER WOULD COST \$ 160.00 ETC.  
 LAWN MOWERS ARE \$ 10.00, RIDING LAWN MOWERS ARE \$ 20.00  
 TELEVISIONS AND COMPUTER EQUIPMENT AND LARGE ELECTRONICS WILL NOW BE CHARGED BY WEIGHT, NOT SIZE. ALL OTHER MISC. ITEMS TO BE DETERMINED BY ATTENDANT.

**Transfer Site passes are available for purchase at the Transfer Site or Clerk's Office at a cost of \$120 per calendar year. There will no longer be a bag fee and cash will no longer be accepted for disposal. Credit/debit cards only.**

**BRUSH AREA OPEN ACROSS CTY HYW N FROM THE TRANSFER STATION**  
 Please, only "natural" brush, branches, trees, and stumps

**RECYCLING MYTHS AND FACTS:**

The most common items to be recycled are: Mail, paper, glass bottles & jars, aluminum, steel & tin cans, plastic bottles, jugs and tubs.

- Myth:** Any plastic can be recycled
- Fact:** Only plastic bottles, jars, jugs, tubs with a # 1,2,5 are recyclable. Plastic buckets / pails and lids are not
- Myth:** Plastic bags, electronics, medical waste, Styrofoam, plastic totes, lawn chairs, empty oil containers, Amazon/ USPS shipping bags, pots and pans can be recycled.
- Fact:** NONE of these are to go into the recycle bins
- Myth:** Any item placed in the recycle bin will be recycled
- Fact:** This is "wish-cycling". Too much contamination will cause the bin to be emptied in the landfill and fines will be levied to the transfer station.
- Myth:** It is ok to place small amounts of food waste (garbage) in recycle bins
- Fact:** ALL ITEMS MUST BE CLEAN Nothing with food waste, grease, etc. is recyclable
- Myth:** Plates, bowls, cups, saucers, glassware are cyclable
- Fact:** They are not. This includes dirty paper plates/plastic ware and solo cups

**ITEMS NOT ACCEPTED AT THE BARNES TRANSFER STATION:** Paint, moto oil, gas, explosives, fireworks, ammunition, flammables, antifreeze, lubricants, corrosives, etc. Ask attendant if in doubt. Keep foods and liquids out of recycling. No loose plastic bags, bagged recyclables or Styrofoam.

**All** cardboard boxes mut be flattened and 3x3 ft or smaller. **No** pizza boxes.

**Phone: 715-795-2244**  
**Location:** County Highway N East of Lake Road.

**Hours of Operation:**  
 Sunday and Wednesday 8 a.m. to 2 p.m. Year round

**Also open Saturday 8 a.m. to 2 p.m. April 1st through September 30th ONLY**

# NAMEKAGON TRANSIT BAYFIELD COUNTY ROUTE



## EVERY TUESDAY

Bayfield County and Namekagon Transit are providing a route to serve the southern part of Bayfield County. The route originates in the Barnes area then picks up riders in Drummond and Cable, continuing into the Hayward area. Passengers will then have the ability to transfer to a “circular route” in Hayward, where they can travel from store to store or from one address to another, including the courthouse and various medical facilities.

The cost for the service is \$1.00 one way and \$0.50 for seniors and persons with disabilities who have a Transit ID card. You must call by 1:00 p.m. the previous day to schedule a ride.

If you would like to have an application sent to you for a reduced fare or have any questions, please call Namakagon Transit:

Toll free: (866) 295-9599

Direct: 715-634-6633.

- |       |  |
|-------|--|
| 9:50  | Leaves the Barnes Community Center                                   |
| 10:10 | Leaves the Drummond Library and Senior Housing                       |
| 10:45 | Leaves the Cable area/Rondeau Market                                 |
| 11:00 | Arrive in Hayward at the Hayward Area Memorial Hospital              |
| 1:00  | Begin return trip to Cable, Drummond and Barnes with stops as needed |




A THANK YOU



TO SALLY PEASE

FOR SHARING



individual to work with families; please share this with anyone you think would make a quality case manager, as it could really help the search:

<https://www.governmentjobs.com/careers/bayfieldco/jobs/3580102/youth-support-and-services-coordinator>

The Children's Long-Term Support (CLTS) Waiver Program is a Home and Community-Based Service (HCBS) Waiver that provides Medicaid funding for children who have substantial limitations in their daily activities and need support to remain in their home or community.

Historically, there was a waiting list for CLTS. Wisconsin Department of Health Services (DHS) established the continuous enrollment initiative in 2021.

Continuous enrollment is a process that helps kids join the CLTS Program faster. This new initiative has allowed Bayfield County to serve many more children with disabilities. It has been a challenging time for the Support and Service Coordinator to keep pace with the number of children on the case load who need service coordination.

If you have any questions regarding Bayfield County Programs, please contact:

Carrie Linder, CSW  
Aging & Disability Services Manager

[Carrie.linder@bayfieldcounty.wi.gov](mailto:Carrie.linder@bayfieldcounty.wi.gov)

Aging and Disability Resource Center of the North  
Bayfield County Department of Human Services  
PO Box 100  
117 East 5th St.  
Washburn, WI 54891  
Phone: 715-373-3350



R



We can't  
**thank you**  
enough for  
your  
dedication to  
keeping our

## When a Workforce Shortage Crisis and a Caregiving Crisis Meet

### “Wisconsin Working Caregivers: Strategies and Resources for Employers”

For more information, please visit [Wisconsin Family Caregiver Support Program \(wisconsinfamilycaregiver.org\)](http://wisconsinfamilycaregiver.org).

Madison, WI – The workforce shortage crisis being felt by businesses across Wisconsin includes a characteristic that is often overlooked: The need to support family caregivers in the workplace.

Employers experience a drain on productivity when employees struggle to balance their work lives with the responsibilities of caring for children, aging relatives, or disabled family members. In a recent survey, more than eight in ten employed caregivers in Wisconsin reported having their work life interrupted, resulting in workplace accommodations such as using flex time, reducing work hours, or quitting work entirely.



“Without adequate support, working caregivers and their employers suffer,” said Lynn Gall, Family Caregiver Support Programs Manager for the Wisconsin Department of Health Services and member of the survey project conducted by the Wisconsin Family and Caregiver Support Alliance (WFACSA). “The results showed us the challenges faced by working family members and friends and the businesses that employ them. Our goal at WFACSA is for every employer in Wisconsin to know about our state’s free Aging and Disability Resource Centers (ADRCs), family caregiver support programs, and other community organizations available to help support their employees.”

Conducted in partnership with UW-Madison Division of Extension, [the Wisconsin Working Caregivers Strategies and Resources for Employers](#) report published by WFACSA provides insight into challenges of recruiting and retaining employees in the current job climate. It also identifies opportunities for businesses to make positive changes simply by tapping resources already available in every Wisconsin community.

Numerous studies, including a [Harvard Business School](#) project called “Managing the Future of Work: The Caring Company,” note that employers can attract and retain more workers by helping staff balance work and family caregiving responsibilities. Employers may not realize that one in four working-age adults provides care or financial assistance to an older family member or loved one with a disability or long-term such as an adult child, spouse, or other loved one. This means that at least one Quarter of potential hires and those currently working are balancing home and job responsibilities in addition to traditional child rearing.

“We learned that a few small changes can transform businesses into a place where employees will want to build a long career,” says Harriet Redman, Executive Director of WisconSibs and member of the WFACSA project. “That is why we are excited to share our survey results and open the conversation around the free and low-cost strategies and resources already available to support businesses.”

The survey also found that nearly 3/4 of respondents were not meeting their own personal needs, such as taking care of their own health, and 2/3 had difficulty balancing care for someone at home. Seventy-two percent said they were tired or worn out all the time, while 90 percent said their 2 emotional or physical health had worsened since taking on a caregiving role. (2-page synopsis of survey findings [here](#).)

Approximately 40 million Americans are providing care to an adult family member or friend, and nearly 60% of them (approximately 24 million adults) also work a paying job. Even more workers are providing care for a child with disabilities or special healthcare needs. Not only do employed caregivers experience high levels of stress, but their dual roles also impact their careers and employers.

The UW Division of Extension Employed Caregiver Survey is free and available to any employer interested in surveying their own workforce. Click the “How To Host a Survey” tab at: <https://fyi.extension.wisc.edu/agingfriendlycommunities/employed-caregiver-survey/>

The mission of the [Wisconsin Family and Caregiver Support Alliance](#) is to raise awareness of family and caregiver support needs and increase the availability of and access to services and supports - both paid and unpaid - which will keep people across the lifespan engaged in their community as long as they desire. For information about the Alliance and to find resources to support families and provide care for a loved one, visit <http://wisconsinfamilycaregiver.org/alliance>



# Join Us

## Alzheimers and Dementia Caregiver Support Group



### *Build a support system with people who understand.*

Alzheimer's Association® support groups, conducted by trained facilitators, are a safe place for family and friends who are caring for someone who has Alzheimer's or another dementia to:

- Develop a support system.
- Exchange practical information on challenges and possible solutions.
- Talk through issues and ways of coping.
- Share feelings, needs and concerns.
- Learn about community resources.



This support group is offered in partnership between the Alzheimer's Association Wisconsin Chapter and the:



**Last Thursday of Each Month  
1:00-2:30pm**

**Washburn Public Library  
307 Washington Avenue  
Washburn, WI**

**Contact the ADRC of the North at  
1-866-663-3607 and ask to speak to  
the Bayfield County Dementia Care  
Specialist with any questions**

**Designed for anyone who is caring for  
someone who has Alzheimer's or related  
dementia.**

participating local retailers:

Hayward - Ace Hardware and Co-op Hardware  
Poplar - Poplar Hardware  
Solon Springs - Solon Springs Mercantile

Some 5 million Compact Fluorescent Lamps are being sold in Wisconsin annually. While these bulbs save energy and reduce the emissions from power plants, they also contain mercury and should be recycled. According to the Mercury Product Flow Model developed for DNR, an estimated 263 kilograms (580 lbs) of mercury were released to the environment from fluorescents in 2000 -- and this was before the rapid increase in sales of compact fluorescents. The Council on Recycling has chosen mercury-containing products as one of its priorities for improving management, and, where possible, the elimination of the use of mercury.

Focus on Energy has set up a program to facilitate the take back and recycling of fluorescents at over 250 retailers throughout the state. Their web page has a locator for these businesses [www.FocusOnEnergy.com](http://www.FocusOnEnergy.com). (Under 'Store Type', choose the listing for 'CFL Recycler'.)

Tom Van Delist came across one of the buttons in his mothers belongings and decided it was time to bring them back.

The buttons were sold to help raise funds to support the new storage building for the Barnes ATV and Snowmobile clubs. Also, for the Barnes Notes and News.

The buttons are \$ 3.00 each or 4/\$10.00  
We don't want the remaining buttons to sit....so let me know when you're ready to get some more!!!

**THANK YOU FOR YOUR SUPPORT  
IT IS SO GREATLY APPRECIATED**

### **Eau Claire Lakes Conservation Club**

**The club welcomes volunteers and other interested individuals.**

**We hope to see YOU at the next meeting!**

**Questions? Please contact:  
Fred Kawell at 715-379-1553**

### **ADRC**

**Hours of Operation:**  
8:00 - 4:00  
Monday through Friday  
Phone: 1-866-663-3607

**Visit the ADRC office:**  
117 E. 5th Street  
Washburn, WI 54891  
Appointments are not necessary but are helpful.  
Website: [www.adrc-n-wi.org](http://www.adrc-n-wi.org)

### **Medicare**

Vitamin D  
Brain Wellness Check  
Seasonal Affective Disorder  
And more...  
**Sponsored by: UW Extension**  
University of Wisconsin  
Bayfield County  
County Administration Building  
117 E. 5th Street  
Washburn, WI 54891  
Phone: 715-373-6104  
Fax: 715-373-6304  
Office Hours:  
8:00 a.m. - 4:00 p.m.  
Monday through Friday

Website:  
<http://bayfield.uwex.edu/>

### **Medication Drop boxes in Bayfield County**

Sara Wartman, BSN, RN Director/Health Officer  
Bayfield County Health Department

With support from the Security Health Plan grant and other local funding sources, Bayfield County Health Department has installed three medication drop boxes and three sharps containers throughout the county. The medication drop boxes are located at the Bayfield County Sheriff's Department, Bayfield City Hall and the Iron River community Center. You can now dispose of old or expired medications at these locations.

Accepted Items: Prescription medications, control and non-controlled medications; over the counter medications; medication samples; vitamins; medicated ointments or lotions; inhaler.

3 Sharps Boxes are also stationed in the area. Contact Bayfield County for locations.



**Trivia Answer # 4: The US Revolutionary War**

**THANK YOU FOR  
"GOING GREEN"**

Find us at:

**WANTED: 1970 Arctic Cat Panther with Montana Pipes**  
**Contact Jack @ 715-580-0415**

**GARAGE DOOR  
FOR SALE**

Brown door in perfect shape. 10' x 7'  
Only reason for sale is a new door put in for a new boat. Asking \$400 or best offer. Disassembled, comes with everything except an electric garage door opener. It is not insulated.

Any questions please call Tom Vandelist at 612.325.7275 or email for details:  
[tom.vandelist@gmail.com](mailto:tom.vandelist@gmail.com)



**MY FRIEND IS LOOKING FOR A PLACE TO RENT  
IF YOU HAVE ANYTHING FOR RENT OR KNOW OF  
SOMEONE RENTING OUT, PLEASE GIVE  
JORDAN A CALL AT 218-213-1216**

**LOOKING FOR  
APARTMENT TO RENT  
CONTACT  
Penny Pierce**

**YARD  
WORK  
?**




**OLD BARN WOOD  
WANTED**

Email:

**SEND YOUR INFO TO  
[barnesnotesandnews@gmail.com](mailto:barnesnotesandnews@gmail.com)  
Give me a call:**

5. Rodeo necessity
10. Lloyd Webber musical role
13. Second son
14. Herr Schindler
15. Not yet up
16. Dust particle
17. Aka follower
18. Rosary piece
19. "Keep Out!" follower
22. Nongrammatical case
23. Acrobat catcher
24. Clock-maker Thomas
25. Music genre
28. Bloom of the fall
32. Unit of time
34. Glossed-over place, sometimes
36. Maven
37. He or she
43. Fertility clinic needs
44. Pharmaceutical giant Lilly
45. "... there remained not \_\_\_\_." (Ex. 8:31)
46. On edge
49. Net judge's cry
51. Male turkeys
54. Trains on high
56. Virginia Dare's colony
59. Slips and such
64. Spike to shuck
65. Moliere's forte
66. Pedal appendages
67. Pennsylvania city
68. DeGeneres sitcom
69. Italian wine-producing region
70. Block
71. Tiresias and Nostradamus, e.g.
72. \_\_\_ majesté



**Down**

- |                                  |                           |                                  |
|----------------------------------|---------------------------|----------------------------------|
| 1. Buccaneer's home              | 21. Brain size            | 47. River of Paris               |
| 2. Ceases, NASA-style            | 26. Stan's chum           | 48. "A Nightmare on ___ Street"  |
| 3. Not large                     | 27. Die spot              | 50. Inquiry for a lost package   |
| 4. Promotes                      | 29. Chinese "way"         | 52. Bummed out                   |
| 5. Reluctant                     | 30. Former French coin    | 53. Kilters, in poker            |
| 6. Numb, as a foot               | 31. Half a cartoon couple | 55. Items with dials             |
| 7. Opt to omit                   | 33. Compass hdg.          | 57. Kicks off                    |
| 8. River from theVosges Mountain | 35. ___ forma             | 58. Dinsmore of children's books |
| 9. Mrk's supervisor              | 37. Flower holder         | 59. One way to serve coffee      |
| 10. adio-active driver           | 38. Holiday precursor     | 60. Wife in "A Doll's House"     |
| 11. Qualifying race              | 39. Took off              | 61. It's on your car             |
| 12. Oceanic whirlpool            | 40. Nothing alternative   | 62. Fisherman's offering?        |
| 15. Aids in dirty deeds          | 41. Ready to use          | 63. Perry's creator              |
| 20. Cause for a blessing         | 42. Concerning newborns   |                                  |

**INSTEAD OF DOING THE TRIVIA THIS MONTH ...  
THOUGHT WE WOULD GIVE A LITTLE REMINDER OF WHAT  
INDEPENDENCE DAY ACTUALLY MEANS.**

**SEE PAGE FOR A LITTLE HISTORY**

**BE SAFE AND ENJOY THE CELEBRATION OF INDEPEND-**



5			4			1	2	
	8				7			
				2	3		6	
7		5					6	
2			5					
				8			3	
		9				3		
			3				8	
						4	7	9

6		1	2					
					7			1
			5		8		2	7
		3	8					
	9						4	7
						6	9	3
				2			1	
	3							
1		6						5

MAY CROSSWORD ANSWER

T	S	K		S	W	E	A	R		B	A	S	T	E	
R	I	O		E	E	R	I	E		U	N	P	I	N	
A	N	S		G	L	I	D	E		S	N	A	K	Y	
S	C	H	O	O	L	C	A	F	E	T	E	R	I	A	
H	E	E	L		M	A	N		T	U	X				
			R	E	B	A			C	A	P	E	C	O	D
B	A	D		E	D	G	A	R			S	H	O	E	
I	V	E		T	E	A	R	O	O	M		U	P	S	
R	O	L	E			Z	E	P	P	O		C	S	I	
D	W	I	N	D	L	E			P	O	L	K			
			A	R	P		T	H	O		O	W	I	E	
C	O	N	C	E	S	S	I	O	N	S	T	A	N	D	
A	B	E	T	S		N	A	V	E	L		G	A	G	
S	I	R	E	S		A	R	E	N	A		O	W	E	
T	E	D	D	Y		P	A	R	T	Y		N	E	D	



Everyone laughed at me for painting rocks to look like strawberries, but found out that if you put them around your berry plants and bushes before the fruits appear, the birds will peck the red rocks. They hate pecking super hard things so they will leave the fruit when it appears. No crows

**THANK YOU FOR SHARING—  
MELODY MILLER**



**Here's an interesting way to grow strawberries, fill an old rain gutter with soil, plant the berries & harvest them as the overhang.**



**Make a  
footprint every  
year alternating  
legs and soon  
you'll have a  
path of prints  
running  
through the  
garden as well  
as a growth  
chart.**

**THANK YOU FOR SHARING  
SARAH CROWLEY  
WHAT A FANTASTIC IDEA**

## Gardening For Beginners

Peas don't like too much water.

Potatoes don't like tomatoes.

Potatoes don't like cucumbers.

Potatoes and cabbage are friends.

Do not plant beans with onions or beets.

Beans love carrots.

Beets love onion, cabbage, potatoes.

Tomatoes love carrots, peas.

Cabbage does not like radishes.

Carrots and onions do well together.

Marigolds can help repel pests.



### **BERRY PICKIN' SEASON IS COMING ..... PICK YOUR OWN BERRIES IN THE BAYFIELD, WI AREA**

**CHECK OUT LOCAL FARMS at:** Bayfield Chamber of Commerce: # 715-779-3335 or [www.bayfield.org](http://www.bayfield.org)

There are many "Pick your Own" farms in the Northern Wisconsin area.

- Highland Valley Farm # 715-779-3941 - 87080 Valley Rd., Bayfield 54184 Phone:
- Erickson Orchards # 715-913-0717 - 86600 Betzold Rd, Bayfield, WI 54814
- Sunset Valley Orchard / Gift Shop # 715-779-5510 - 86520 Valley Rd., Bayfield, WI 54184
- Apple Hill Orchard # 715-779-5425
- Bayfield Apple Company # 715-779-5700 (mid July - Tart Cherries)
- Blue Vista Farm # 715-779-5400 (mid July - August - Raspberries)
- North Wind Organic Farm # 715-779-3254

#### **BERRY PIE COMBINATIONS TO PLAY AROUND WITH THIS SUMMER**


- **STRAWBERRY - RHUBARB**
- **BLUEBERRY - RASPBERRY**
- **PEACH - RAISIN**




**MAKE SOME GOOD OLD FASHIONED PIE CRUST.**

**(STORE BOUGHT PIE CRUSTS ARE GREAT IF YOU DON'T HAVE TIME)**

**See Recipe page 56 for homemade pie crust**







toss in pan as needed. No need to ever waste fresh herbs again!



### Did you now this about onions?

Onions are a great companion for other herbs/vegetables as they keep pests away.

The number of leaves (stems) indicates the number of layers the onion currently has. An onion with will typically have 13 layers when it's all said and done.



"This is a basil and herb garden being fed with banana peel water. Take 2 banana peels and soak overnight in a gallon of water. Water your plants with the banana peel water which is full of potassium and more and it does not need to be refrigerated. Keep a jug going all the time and keep adding water as it's used up. You can also through new peels in the water as you eat them.

The peels turn brown and you can discard them after you've added more peels. It's a great organic fertilizer. This is good on veggies, herbs, flowers and tomatoes and green peppers, dill and spearmint plants.

### GASTRO OBSCURA

Ever listen to the sick beats of rhubarb growing in the dark? Forced rhubarb, which is made to mature in near total darkness, grows at such an alarming rate—as much as an inch a day—that it actually makes squeaks, creaks, and pops as it gets bigger.

<https://www.atlasobscura.com/articles/forced-rhubarb-makes-sound>

The technique makes for sweeter rhubarb, growers say, as well as a percussive, chaotic rhythm.

Enjoy this kaleidoscopic tart to the smooth sounds of rhubarb snapping & crackling on SoundCloud:

<https://www.atlasobscura.com/.../forced-rhubarb-makes-sound>



### TIME TO GET YOUR GARDEN ON .....

Tilling \* Raking \* Weeding \* Plant Stakes \* Compost

Feeding \* Treating \* Hoeing \* Fencing \* Watering





Certified Nutritionist, Fitness  
Trainer & Health Coach

<https://linktr.ee/cherylpease>

**THANK YOU  
FOR YOUR SERVICE  
PETE & CHERYL PEASE**

**WE CAN NEVER REPAY YOU !!**



**UPDATES TO COME ... IN THE MEANTIME:**



- **STAY STRONG - STAY HEALTHY - TAKE TIME FOR YOURSELF -**
- **DON'T SWEAT THE SMALL STUFF -**



**Having peace and purpose  
in my life is a gift that I am  
beyond grateful for.**

**Cheryl Pease**



**LOVE  
YOURSELF**



**SEE PAGE 53 FOR CHERYL'S LATEST RECIPE**

**LOOKS FABULOUS**



**ENJOY!!**



## TIPS FOR SUCCESSFUL CANNING:

- Select fruits and vegetables when they are at the peak of their quality and flavor, washing them thoroughly before using.
- Follow the directions for each recipe exactly—don't substitute ingredients or change the processing times. Prepare only one receipt at a time; do not double recipes.
- Substitute a cake cooling rack if you don't have a rack specifically made for canning. Place in the canner before you add the canning jars.
- Use only white vinegar when pickling.
- Use a canning funnel, which has a wide opening and sits on the inside of the mouth of the jar, allowing you to fill the jars cleanly and easily. Wipe the threads and rim of each jar to remove any food that spills.
- Reuse screw bands if they are not warped or rusty. Jar lids are not reusable however, so use a new one for each of your canned creations.
- Accurately measure the head space—the distance between the top of the jar to the food/liquid inside. This is critical because it affects how well the jar seals and preserves its contents. A clear plastic ruler—kept solely for kitchen use, is a big help in determining the correct headspace.
- Refrigerate leftover product if there's a small amount left that won't completely fill another jar. Use it within several days.
- Use non-metallic utensils when removing air bubbles from the jar and measuring head space.
- Store home-canned foods in your cupboard for up to one year.

### HOT JARS VS. HOT STERILIZED JARS:

Why do some canning receipts call for hot sterilized jars, while others call simply for hot jars?

If the mixture will be processed in the boiling-water canner for 10 plus minutes, jars just need to be hot.

If it's less than 10 minutes, jars need to be sterilized in boiling water for 10 minutes (or 1 minute more for each 1,000 feet of additional altitude.)

You may ask, why do the jars have to be hot before hand? The liquid/food you're putting in them is boiling hot, thus if the jars are hot (besides the obvious sterilization) you aren't putting hot product into cold jars and taking a chance of them breaking either when the product goes in the jars or when you put them in the water bath.

### PAY ATTENTION TO THE PECTIN

Liquid and powdered pectin are made from the natural pectin in apples and citrus fruits. However, they are not interchangeable. Always use the specific type of pectin called for.

-Taste of Home Test Kitchen



### BEFORE YOU START



Before you start canning, read recipe instructions and gather all equipment and ingredients. Inspect the glass canning jars carefully for any chips, cracks, uneven rims or sharp edges that may prevent sealing or cause breakage. Discard any imperfect jars. Do the same with lids and rings to make sure no dents or dings.



## By Rob Lynch

Steak on the grill is a staple anytime of the year. However, summer is a great season to play with new recipes and try some different flavors. Marinating beef steaks is an easy way to add those unique flavors, maybe create an exotic-themed dinner, but always impress your guests.

There are some basics every grill chef should consider prior to mixing up a marinade for anything. Typically, most marinades have these three elements: Oil. The oil content in a marinade locks in the natural flavor of the food and prevents it from drying out. Some oils can also add flavor. Good oils for marinating include olive, sesame, peanut and infused oils.

Acid. Acids tenderize meat by unravelling its proteins – this softens the surface and allows flavors to be absorbed. Some acids include vinegar, wine, sherry, citrus juice, yogurt and buttermilk.

Seasoning. Garlic, ginger and onion are great starting points, but you can also use fresh herbs and peppers to spice things up, or honey and sugar to sweeten your food. Try citrus peel, soy sauce, mustard, and herbs and spices.

Allow approximately one-half cup of marinade for each one to two pounds of beef. Extra marinade can be stored in the refrigerator for grilling later in the week or basting, but only as long as it hasn't touched any raw meat. If you already have a tender cut of beef, only 15 minutes to 2 hours of marinating time are required to add flavor. But, if tenderizing is also a tender goal, meat should soak in the liquid for at least 4 hours but no more than 24 hours. Use a food-safe plastic bag, glass or stainless steel container to marinate your meat.

Turn the beef occasionally to allow even exposure to the marinade. Stay food safe and always marinate in the refrigerator to keep the beef out of the temperature danger zone, 40-140 degrees (the temperature danger zone is the range of temperature where bacteria can grow rapidly and potentially cause illness).

Here are two very flavorful recipes from my days at Steak and Ale Restaurants (these marinades can be used for chicken, too). FYI: these recipes include alcohol, so they may grill faster than an unmarinated steak. Enjoy!

Rob Lynch got his start in the supper clubs of Barnes, Wisconsin in the 70s and 80s. His restaurant career spans 30 years in Wisconsin, Minnesota, North Dakota, and Florida. You can get more grilling, smoking, and beverage tips at his website: [www.beercheesesoup.com](http://www.beercheesesoup.com)



**Rob Lynch got his start in the supper clubs of Barnes, Wisconsin in the 70's and 80's. His restaurant career spans 30 years in Wisconsin, Minnesota, North Dakota and Florida.**

**You can get more grilling, smoking and beverage tips at his website: [www.beercheesesoup.com](http://www.beercheesesoup.com)**

### **BOURBON STREET STEAKS**

#### **Ingredients:**

- 2 tablespoons yellow onion, diced
- 1/2 cup bourbon
- 1/2 cup soy sauce
- 1/2 cup brown sugar
- 1/2 cup lemon juice
- 1 1/2 teaspoon chopped garlic
- 4 New York strip steaks (10-ounce size)

#### **Directions:**

- Mix bourbon, soy sauce, brown sugar, lemon juice and garlic in a small bowl.
- Stir until sugar is dissolved. Place steaks in a shallow dish large enough for them to be in a single layer.
- Pour marinade over steaks.
- Top with chopped onions.
- Cover and refrigerate for 4 to 8 hours.
- Turn steaks occasionally.
- Remove steaks and discard marinade.
- Grill to desired doneness.



### **KENSINGTON CLUB STEAKS**

#### **Ingredients:**

- 3 1/2 cups pineapple juice
- 1 cup soy sauce
- 1 cup sherry wine
- 3/4 cup sugar
- 2 tablespoons minced garlic
- 6-8 top sirloin steaks (12-ounce size)

#### **Directions:**

- Combine marinade ingredients in a large bowl.
- Place steaks in a shallow dish large enough for them to be in a single layer.
- Pour marinade over steaks.
- For best flavor infusion, allow steaks to marinate for at least 8 hours (up to 24 hours is best).
- Turn steaks occasionally.
- Remove steaks and discard marinade.
- Grill to desired doneness.



**Louisiana Cajun Cooking And Recipes**  
**Jennifer Stutts**

**Ingredients:**

- 20 jumbo shrimp (peeled and deveined)
- 1 egg (beaten)
- 1 tablespoon hot sauce
- 1 *tablespoon mustard*
- 2 *teaspoons Creole seasoning*
- 2 *teaspoons ground black pepper*
- 2 *teaspoons garlic powder*
- 2 *teaspoons onion powder*
- pinch of cayenne pepper
- cooking oil (for frying)
- Lemon

**Corn Flour Batter:**

- 1 cup cornmeal
- 1 cup flour
- 2 teaspoons Creole seasoning
- 1 teaspoon ground black pepper

**Dipping Sauce:**

- 1 cup mayonnaise
- 3 tablespoons Sriracha
- 1 tablespoon soy sauce
- 1 teaspoon ground black pepper

**Directions:**

To Prepare The Dipping Sauce: In a medium bowl combine mayonnaise, sriracha, soy sauce and 1 teaspoon ground black pepper. Chill until ready to use.

In a large bowl combine egg, hot sauce, mustard, 2 teaspoons Creole seasoning, 2 teaspoons black pepper, 2 teaspoons garlic powder, 2 teaspoons onion powder, and a pinch of cayenne.

Add the shrimp and mix well to coat.

In a freezer bag combine cornmeal, flour, 2 teaspoons Creole seasoning, and black pepper.

Heat oil in a deep fryer or a large pot to 350 degrees F.

Dip shrimp into the corn flour and coat well.

Place shrimp into the hot oil, being sure not to overcrowd the pan (you will need to do this in about 2-3 batches). Cook the shrimp in hot oil for 3-4 minutes or until golden brown and fully cooked.

Drain on a plate lined with paper towels.

Squeeze lemon juice over hot shrimp if desired.

Serve with the dipping sauce.



## **REUBEN BAKE**

### **Facebook recipes**

#### **Ingredients:**

- 8 slices of rye bread, cubed
- 1 pound thinly sliced or shredded corned beef
- 1 can (14 ounces) sauerkraut, drained and rinsed
- 2 cups grated Swiss cheese
- 1 cup Thousand Island dressing



#### **Directions:**

- Preheat Oven: Preheat your oven to 350°F (175°C). Lightly grease a baking dish to prevent sticking.
- Prepare Ingredients: Cube the rye bread slices, shred or thinly slice the corned beef, and drain and rinse the sauerkraut.
- Layer Ingredients: Begin by layering half of the cubed rye bread in the bottom of the greased baking dish. Top with half of the corned beef, followed by half of the sauerkraut. Sprinkle half of the grated Swiss cheese over the sauerkraut layer.
- Add Dressing: Drizzle half of the Thousand Island dressing evenly over the cheese layer.
- Repeat Layers: Repeat the layering process with the remaining ingredients: rye bread, corned beef, sauerkraut, and Swiss cheese.
- Finish with Dressing: Drizzle the remaining Thousand Island dressing evenly over the top layer of cheese.
- Bake: Cover the baking dish with aluminum foil and place it in the preheated oven. Bake for approximately 25-30 minutes, or until the cheese is melted and bubbly.
- Serve: Once baked, remove the foil and allow the Reuben Bake to cool slightly before serving. Cut into squares and serve hot.

### **Here's a simple recipe: CHERYL'S RECIPES .....**

#### **ZOODLE CHICKEN SALAD-IN-A-JAR**

##### **Ingredients:**

- 4 ½ cups spiralized cooked zucchini
- 1 1/2 cup diced red bell pepper
- 10 ounces cooked chicken breast, cubed
- 4 Tbsp sliced green onions
- Avocado Yogurt Dressing:
- 3 ounces ripe avocado
- 2 Tbs lemon juice •
- 2 teaspoons extra virgin olive oil
- 1/2 cup Greek yogurt,
- 1/2 tsp sea salt
- 1/4 tsp freshly ground pepper
- 1/2 tsp garlic powder
- 2 Tbsp fresh cilantro or parsley

##### **Directions:**

- Place all the dressing ingredients in a blender or food processor and pulse until smooth.
- Divide the dressing evenly into the bottom of 4 mason jars.
- Layer the remaining ingredients on top of the dressing, evenly between 4 jars as follows:  
Spiralized zucchini, olives, diced peppers, chicken and green onions.
- Cover and refrigerate. Lasts 3-4 days.

## ELEGANT WHITE CHOCOLATE BLUEBERRY CHEESECAKE

### Facebook Recipes

#### Ingredients:

- 2 cups graham cracker crumbs
- 1/2 cup melted butter
- 3 packages (8 oz each) cream cheese, softened
- 1 cup granulated sugar
- 1 cup sour cream
- 4 large eggs
- 2 teaspoons vanilla extract
- 1 cup white chocolate chips, melted and cooled
- 1 cup blueberry puree
- Fresh blueberries and mint leaves for garnish



#### Directions:

Preheat oven to 325°F (163°C). Grease a 9-inch springform pan.

In a medium bowl, combine graham cracker crumbs and melted butter. Press mixture into the bottom of the prepared pan.

In a large mixing bowl, beat the cream cheese and sugar until smooth and creamy.

Add sour cream, eggs, and vanilla extract to the cream cheese mixture, beating well after each addition.

Divide the batter in half. Stir the melted white chocolate into one half of the batter and the blueberry puree into the other half.

Pour alternating spoonfuls of white chocolate and blueberry batters over the crust. Use a knife to swirl the batters together.

Bake in the preheated oven for 50-60 minutes, or until the center is set. Turn off the oven and let the cheesecake cool in the oven with the door slightly open for 1 hour.

Remove from oven and refrigerate for at least 4 hours or overnight.

Garnish with fresh blueberries and mint leaves before serving.

Prep Time: 20 minutes | Cooking Time: 60 minutes | Total Time: 5 hours 20 minutes (including cooling and chilling time)



**We'd love to share your favorite recipes, cooking or baking stories, or any tips you may have.**

**Please submit to Julie Frierhood Sarkauskas at:**

**[barnesnotesandnews@gmail.com](mailto:barnesnotesandnews@gmail.com) or call 715-795-2775**



### HOMEMADE PIE CRUST

- 1/2 tsp salt
- 2 cups flour
- 1 cup shortening (Crisco in the can)
- 1/2 cup cold water
- Mix together and roll out to 1/8"
- Roll up onto the roller to carry from counter to pie tin
- Pat into pie tin and trim edges
- Add filling





## BLUEBERRY ICE CREAM

Blueberry Ice Cream can be made in your kitchen without an ice cream maker! Whip up this recipe for a sweet frozen dessert for summer!

PREP TIME 30 mins | TOTAL TIME 5 hrs 30 mins Serves 8

### Ingredients:

- 1 1/2 cup frozen or fresh blueberries
- 2 tablespoon lemon juice
- 1/4 cup sugar
- 2 cups heavy cream
- 14 ounce can sweetened condensed milk
- 1/2 cup fresh blueberries



### Instructions:

- Place a 9x5 loaf pan into the freezer.
- In a medium saucepan, combine the frozen blueberries, lemon juice, and sugar. Bring the mixture up to a boil over high heat.
- Once the mixture comes up to a boil, reduce the heat to medium heat. Smash the blueberries and allow the mixture to simmer for 10 minutes.
- Pour the mixture into a fine-mesh strainer over a large bowl, press the mixture through the strainer. Place the mixture in the fridge for 30 minutes to allow the mixture to cool.
- In a large bowl, combine the heavy cream and sweetened condensed milk. Using a mixer, whip with a mixer on high until the mixture has soft peaks.
- Fold the blueberry sauce and fresh blueberries into the heavy cream mixture.
- Pour the mixture into the loaf pan and cover with plastic wrap. Place it in the fridge for 5 hours until the ice cream has set.



## ROASTED RICE KRISPY TREATS

- Homemade Rice Krispy Treats cut into squares
- Roasting Skewers (or do it the good old fashioned way and grab a live stick from a bush and widdle the tip to a point.)
- Roast to desired brown to dark brown preference
- ENJOY!!!!!!!!!!!!

### Variations:

- ◆ Cut treats in 1/2 and add a small piece of Hershey's
- ◆ Chocolate bar to the middle and put back together on skewer or stick)
- ◆ Dip the roasted treat in melted chocolate chips after roasting
- ◆ You can still put the Rice Krispy treat on a graham cracker with a piece of chocolate

**HAVE FUN!!!!!!!!!!!!**



# THE 10 COMMANDMENTS OF CAST IRON CARE

Forget all the myths. Follow these tips and your skillet will last forever. Yes, forever.

1

## ...RESPECT IT.

You are its steward, and it's your duty to pass it on to the next generation.

2

## ...USE IT OFTEN.

The more you use your cast-iron skillet, the better it will work, and the more you'll care for it.

3

## ...SAVE THIS PAGE.

Tear it out and tape it to the inside of your pantry door.

4

## ...CLEAN CAST IRON AFTER EACH USE.

Wash with hot water while pan is still warm.

5

## ...DON'T USE SOAP. EVER.

And no matter what, don't ever put cast iron in the dishwasher.



6

## ...SCOUR SMARTLY.

Use coarse salt like Morton's Kosher Salt for scouring stubborn bits of food without damaging the seasoning. Use a paper towel to rub the salt into the bottom and around the inside edges of the pan. A stiff bristle brush also works well. Still sticking? Loosen residue such as caramel by boiling water in the pan.

7

## ...DRY IT IMMEDIATELY.

Wipe dry after washing and heat over low flame for 2 minutes to open the pores of the iron. Use a paper towel and tongs to apply an even, light film of vegetable oil or flaxseed oil on the inside of the pan.



8

## ...STORE IT IN A COOL, DRY PLACE.

For pans with lids, add a paper towel wad, and keep ajar to let air flow.

9

## ...UNDERSTAND "SEASONING."

For cast-iron cookware, this is the polymerization of fat bonded to the surface of the pan. In layman's terms, seasoning is the glossy sheen that gives cast-iron cookware its nonstick properties and keeps it from rusting. Protect and maintain the seasoning and your skillet will last forever. See below to learn how.

10

## ...BUST THE RUST.

Rub cast iron with steel wool. For the seriously stubborn rust on old, neglected pans, take the cast iron to a machine shop and ask someone to pressure-blast it with air or sand. Then start the seasoning process (see below) to build a protective coat.



*Fry an egg on this surface and it won't stick!*

11

## ...RE-SEASON IT.

Here's the best way to rebuild the seasoning and bring your skillet back to life.



### WASH VIGOROUSLY

After busting the rust, wash cast iron with warm and—just this once—soapy water. Dry well.



### RUB WITH VEGETABLE OIL

Use a paper towel to rub oil inside, outside, and on skillet handle. Wipe away any excess.



### BAKE AT 400° FOR AN HOUR

Place upside down on oven rack; line bottom rack with foil. Bake. Repeat oiling and baking until seasoned. ♣

**JIM'S BAIT**

**EAU CLAIRE LAKES  
BARNES, WISCONSIN**

Barnes, WI

Phone: 715-795-3150

Find Us on FB at:  
Jim's Bait of Barnes, Wisconsin

GROCERIES AND

PAPER GOODS

REGULAR &

**Non-Ethanol Gas**




**LIVE  
BAIT**

FISHING / HUNTING LICENSES  
 FISHING SUPPLIES & SPORTING GOODS  
 LIQUOR / WINE / BEER / ICE \* 20 LB. LP FILLS  
 BAYFIELD COUNTY PLAT BOOKS  
 BACON, PEPPER STICKS & BRATS FROM JIM'S MEAT MARKET (IRON RIVER, WI)  
 DEER CORN  
 Eau Claire Lakes Picture Frames & Wine Glasses  
 Local Area Souvenirs / Leanin' Tree Cards For All Occasions  
 Schmelke Pool Cues

that fish was  
**SO BIG**



**WELCOME  
FISHERMAN**

PLEASE VISIT LOCAL ESTABLISHMENTS FOR  
CURRENT STATE RULES & REGULATIONS

**OR**

CHECK ONLINE at:  
[dnr.wi.gov](http://dnr.wi.gov) or [gowild.wi.gov](http://gowild.wi.gov)

**OR CALL THE DNR CALL CENTER TOLL FREE AT:**

1-888-DNR INFO (1-888-936-7463)  
Local: (608) 266-2621

7 days a week - 7:00 a.m. to 10:00 p.m.

**I GOOGLED MY  
SYMPTOMS...**



**TURNS OUT I JUST NEED  
TO GO FISHING**



**ALWAYS CHECK WITH THE  
DNR / TOWN OFFICE FOR LOCAL  
FIRE HAZARD STATUS**

**WATER RULES:  
BE SAFE  
BE COURTEOUS**